SYMBOL DEFINITION		
A DIMENSION WITHOUT AN INSPECTION REPORT SYMBOL (□) DOES NOT REQUIRE INSPECTION. IT MAY BE CONTROLLED ON THE INDIVIDUAL COMPONENT DRAWING.	TOTAL NO OF INSPECTIONS REQUIRED	12
	LAST NO. USED	10

MISSING SYMBOLS
NO MISSING SYMBOL NUMBER

DWG STATUS DATE	STG	REV	N/P	CHG	ZONE	REVISION HISTORY	AUTH	DR	AP/D1	AP/D2
23MY02	R	10	-	-		ALL PARTS - CLEARED REV COLUMN & REVISED MATERIAL SPECS; 12048074 - UPDATED PDM ATTRIBUTES	222820	HAM	HAM	DLB
22AU02	R	11	-	-		15366078, 15326396, 15326225, 12160223, 12160222, 12084200 & 12048074 - REVISED MAT'L SIZE AND MAT'L SPEC	211578	ESF	EAR	GMC
06FE03	R	12	-	-		ALL ACTIVE PARTS- UPDATED PDM ATTRIBUTES	236348	MAC	MAC	JMP
14OC03	R	13	-	-		15366078 - MAT'L SPEC WAS M3620 HCN4	245588	ADK	TLD	BG
17FE04	-	14	-	-	-	12048074,12084200,12092702,12160222, 12160223,15326225,15326396 & 15366078 - T.O.D. UPDATED	250621	JS	JS	BG
19OC04	R	15	-	-		ALL ACTIVE PARTS - ADDED TERMINAL ID NOTE	260108	RTV	JAA	MKM
09MR06	R	16	-	-		12084200 & 15326396 - UPDATED PDM ATTRIBUTES	276509	JBD	AUG	JES
24MY06	R	17	-	-		12092702 - OBSOLETE	280889	GLG	JAA	BDG
16JN06	R	18	-	-		ALL ACTIVE PARTS - PSD WAS #4	281799	JTZ	JVM	BDG
27JL12	R	19	-	-		12160222-23 - UPDATED MATERIAL CALLOUT AND ADDED TYPE 203	418958	AJP	AJP	MAA
02JA13	R	20	-	-		12160222-23 - UPDATED PDM ATTRIBUTES	420897	IMF	JAA	MAA
24JA13	R	21	-	-		12160222-23 - UPDATED PDM ATTRIBUTES	421210	ASC	JAA	MAA

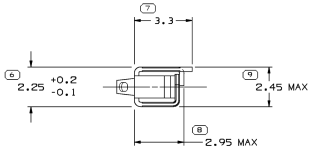

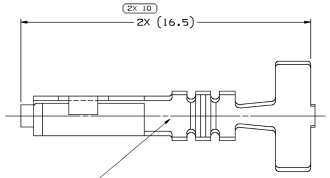

STAMP DIE ID "PXX" IN THIS AREA (0.6) CHARACTERS XX DESIGNATES DIE NUMBER LOCATION IS APPROXIMATE.

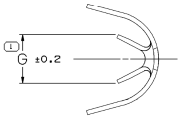

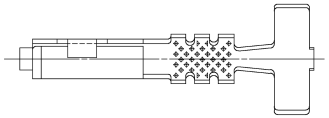

TYPE 202
SAME AS TYPE 101
EXCEPT AS SHOWN

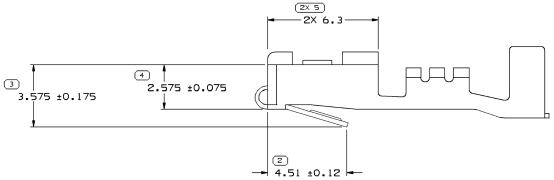

TYPE 201

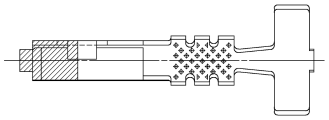

TYPE 203
SAME AS TYPE 202
EXCEPT AS SHOWN

NOTES:

1. UNLESS OTHERWISE SPECIFIED AND/OR INDICATED:
   DIMENSIONS ARE TO FACE OF VIEW SHOWN AND
   AUTOMATICALLY ROUNDED BY COMPUTER FOR INSPECTION.
   (SEE MATH MODEL FOR PRECISE DIMENSION)
   FOR ALL OTHER DIMENSIONS NOT SHOWN BUT REQUIRED FOR
   TOOL BUILD. SEE MATH MODEL FOR PRECISE TOOL PATH DATA.

2. RECOMMENDED MATING BLADE - WIDTH : 1.64/1.4
   THICKNESS : 0.86/0.79
   LENGTH : 7.1/6.9

3. "PXX" INDICATES "P" PLUS LAST TWO DIGITS OF MAKE SERIES NUMBER (P01, P02, P03, ETC).

4. DO NOT PROBE. TEST OR OTHERWISE CONTACT THE INTERIOR REGION (THE SPRING OR ANY MOVING PART) OF THIS TERMINAL. SEVERE DAMAGE CAN OCCUR, COMPROMISING THE PERFORMANCE OF THE ELECTRICAL INTERFACE.

PART NO	REV	N/P	MAT'L SIZE	MAT'L SPEC	PART NO	REV	N/P	MAT'L SIZE	MAT'L SPEC	SIZE (MM²)	ID	DIA	TYPE	θ
					15366078	05	AB	0.254 X 29.8	M3620 HN4 654 SLC BRZ 1/2 HD GOLD STR	1-0.8-0.5	60	2.8-2.03	202	3
					15326396	03	AC	0.254 X 29.8	M3620 HN4 654 SLC BRZ 1/2 HD GOLD STR	0.5-0.35	21	2.2-1.3	202	2.1
			0.254 X 30.96		15326225	03	AB	0.254 X 29.8	M36409929 17410 BECU 1/2 HT SN PLTD	1-0.8-0.5	60	2.8-2.03	202	3
			0.254 X 30.96		12160223	06	AB	0.254 X 29.8	M6522UN9 170 BECU 1/4 HM AG/NI PLTD	1-0.8	17	2.65-1.85	203	3
			0.254 X 30.96		12160222	06	AB	0.254 X 29.8	M6522UN9 170 BECU 1/4 HM AG/NI PLTD	0.5-0.35	21	2.2-1.3	203	2.1
12092702	03	AB	0.254 X 30.96	M3604401 654 SLC BRZ 1/2 HD	12084200	06	AC	0.254 X 29.8	M3606929 654 SLC BRZ 1/2 HD SN PLTD	0.5-0.35	21	2.2-1.3	202	2.1
			0.254 X 30.96		12059611	C1	-	0.254 X 30.96	P3604ABP 654 SLC BRZ 1/2 HD SN PLTD	0.35	22	2-1.47	201	2.2
12092667	B1	-	0.254 X 30.96	PM003604 401 654 SLC BRZ 1/2 HD	12048074	11	AB	0.254 X 29.8	M3606929 654 SLC BRZ 1/2 HD SN PLTD	1-0.8-0.5	60	2.8-2.03	202	3
UNPLATED					PLATED					CABLE				

A ▲ LINE DRAWN THROUGH A PART NUMBER INDICATES THAT PHYSICAL PARTS ARE NOT AVAILABLE FOR ORDERING.

PART NUMBERS THAT DO NOT HAVE A LINE PRESENT INDICATE THAT PHYSICAL PARTS ARE AVAILABLE FOR ORDERING.

CONTACT DELPHI SALES TO ASSURE AVAILABILITY OF PARTS.

DWG TYPE: PART DRAWING

STYLE

VOLUME (CM³) | DISTR CODE

UNLESS OTHERWISE SPECIFIED

THIS DRAWING IS IN ACCORDANCE WITH ASME Y14.5M-1994 AS MODIFIED BY THE ON GLOBAL DIMENSIONING AND TOLERANCING STANDARD, ON-1001. ALL DIMENSIONS, TOLERANCES AND DATUMS APPLY TO THE PART IN THE FREE STATE. FORM OF BARS DOES NOT APPLY. WHEN RELATIONSHIP BETWEEN FEATURES IS ESTABLISHED BY ORIENTATION OR LOCATION TOLERANCES, SEPARATE POSITION CALLOUTS MAY BE BASED SEPARATELY. MEASUREMENTS OF DATUM REFERENCE.

ALL DIMENSIONS ARE IN MILLIMETERS

REFERENCE

6 PROCESS SENSITIVE DIMENSION

DIMENSIONS ENCLOSED IN ( ) INDICATE REFERENCE DIMENSION, AND NO TOLERANCE LIMITS ARE ESTABLISHED

DIMENSIONAL RANGE (MM)	CHART D
FROM 0 TO 12	> 12
TOLERANCE UNLESS OTHERWISE SPECIFIED	±0.1 ±0.2
ANGULAR TOLERANCE ±2°	

THIRD ANGLE PROJECTION

DO NOT SCALE

USE MATH DATA

NX

DELPHI

DELPHI PACKARD ELECTRICAL/ELECTRONIC ARCHITECTURE
WARREN, OH

COPYRIGHT 1996 DELPHI CORPORATION AND/OR ITS AFFILIATES.
ALL RIGHTS RESERVED.

REVISED 2002

THIS DRAWING IS THE PROPERTY OF DELPHI CORPORATION OR ASSOCIATED COMPANIES AND IS LOANED TO THE RECIPIENT FOR REFERENCE AND UTILIZATION OF THIS DOCUMENT OR ITS RELATED DATA WITH DATA, AS WELL AS COMMUNICATION OF ANY CONTENT TO OTHERS, WITHOUT EXPRESS AUTHORIZATION, IS PROHIBITED.

		DATE
DR		
AP/D1	S. LIMON A.	26AU96
AP/D2	FCO. KOPCA	26AU96
AP/D3	T. DUTTLE	22OC96
AP/D4		
AP/D5		

SUBSTANCES OF CONCERN AND RECYCLED CONTENT PER DELPHI 12949001

MATERIAL: SEE CHART

DRAWING NAME: TAXI TERM F M/P 150 TANG

DRAWING NUMBER: 12047884

SIZE	SCALE	FRAME NO	SHEET NO	STG	REV	N/P
A0	10:1	1 OF 1	2 OF	R	21	-

User: 102767
Date: 23-Jan-13 Time: 11:09
Filename: 12047884-A-0001-R021
Dataset: 12047884-A-0001-R021
Date: 23-Jan-13 Time: 11:09
Dataset: 12047884-A-0001-R021