


enclosures: **size "57.27"**

**standard** ..... page: 184 ÷ 188  
**aggressive environments** page: 195  
**EMC** ..... page: 196

panel supports:  
**COB** ..... page: 258 ÷ 259

- features according to EN 61984:
- 10A 250V 4kV 2**
- UL, CSA, CCC, GL certified
- for maximum current load, see the insert load curve section on page 29
- for applications with higher voltages, see the special voltage application section on page 52
- for contact crimping instructions, please see the crimping tool section (10A contacts, CDF and CDM series) on pages 296, 300, 304, 306, 308
- PCBs interface, see article CIF 2.4

**inserts, crimp connections**

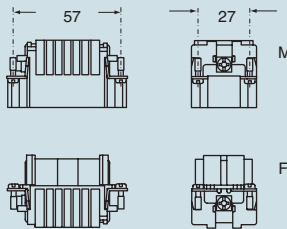


**10A crimp contacts silver and gold plated**

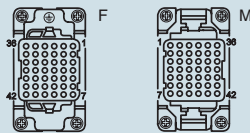


description	part No.	part No.	part No.
without contacts (to be ordered separately)			
female inserts for female contacts	<b>CDDF 42</b>		
male inserts for male contacts	<b>CDDM 42</b>		
<b>10A female contacts</b>			
0.14÷0.37 mm <sup>2</sup> AWG 26÷22 identification No. 1		<b>CDFA 0.3</b>	<b>CDFD 0.3</b>
0.5 mm <sup>2</sup> AWG 20 identification No. 2		<b>CDFA 0.5</b>	<b>CDFD 0.5</b>
0.75 mm <sup>2</sup> AWG 18 identification No. ②		<b>CDFA 0.7</b>	<b>CDFD 0.7</b>
1 mm <sup>2</sup> AWG 18 identification No. 3		<b>CDFA 1.0</b>	<b>CDFD 1.0</b>
1.5 mm <sup>2</sup> AWG 16 identification No. 4		<b>CDFA 1.5</b>	<b>CDFD 1.5</b>
2.5 mm <sup>2</sup> AWG 14 identification No. 5		<b>CDFA 2.5</b>	<b>CDFD 2.5</b>
<b>10A male contacts</b>			
0.14÷0.37 mm <sup>2</sup> AWG 26÷22 identification No. 1		<b>CDMA 0.3</b>	<b>CDMD 0.3</b>
0.5 mm <sup>2</sup> AWG 20 identification No. 2		<b>CDMA 0.5</b>	<b>CDMD 0.5</b>
0.75 mm <sup>2</sup> AWG 18 identification No. ②		<b>CDMA 0.7</b>	<b>CDMD 0.7</b>
1 mm <sup>2</sup> AWG 18 identification No. 3		<b>CDMA 1.0</b>	<b>CDMD 1.0</b>
1.5 mm <sup>2</sup> AWG 16 identification No. 4		<b>CDMA 1.5</b>	<b>CDMD 1.5</b>
2.5 mm <sup>2</sup> AWG 14 identification No. 5		<b>CDMA 2.5</b>	<b>CDMD 2.5</b>

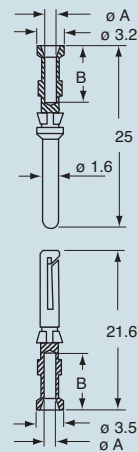
**dimensions in mm**



**contacts side (front view)**



**dimensions in mm**



**CDF and CDM contacts**

conductor section mm <sup>2</sup>	conductor slot ø A (mm)	B (mm)
0.14÷0.37	0.9	8
0.5	1.1	8
0.75	1.3	8
1.0	1.45	8
1.5	1.8	8
2.5	2.2	6

- stripping length see section feature of inserts on page 13

dimensions indicated are not binding and may be changed without notice