SYMBOL DEFINITION			MISSING SYMBOLS
A DIMENSION WITHOUT AN INSPECTION REPORT SYMBOL ( ) DOES NOT REQUIRE INSPECTION. IT MAY BE CONTROLLED ON THE INDIVIDUAL COMPONENT DRAWING.	TOTAL NO OF INSPECTIONS REQUIRED	19	NO MISSING SYMBOL NUMBER
	LAST NO. USED	19	

DWG STATUS					ZONE	REVISION HISTORY	AUTH	DR	APVD 1	APVD 2
DATE	STG	REV	N/P	CHG						
30JL02	R	14	-	-		CLEARED REV COL & ALL PARTS - UPDATED PDM ATTRIBUTES	226419	JHN	FRG	TTP
05FE03	R	15	-	-		REVISED NOTE SYMBOL 277 IN TQD	236543	LMB	LMB	SCH
22JL03	R	16	-	-		ADDED DIM 2.7500.1 FOR SPRING BACK	243779	RH	RH	SCH
24SE04	R	17	-	-		ALL PARTS ADD STAMP DIE I.D.	259075	MDH	AUG	MKM
15AU05	R	18	-	-		15304718 - UPDATED PDM ATTRIBUTES	271195	JBD	FRG	MJC
07JN07	R	19	-	-		15304718 - UPDATED PDM ATTRIBUTES	401618	JBD	AUG	EJH
13FE08	R	20	-	-		SHT 1 OF 3 WAS SHT 1 OF 2	403643	JOA	FRG	RWR
22SE08	R	21	-	-		13722256 & 13722259 - RELEASED	406107	JOA	FKV	EJB
06OC08	R	22	-	-		13722256 & 13722259 - REMOVED	406320	ACG	FKV	EJB
27OC08	R	23	-	-		ALL PARTS - UPDATED MAT'L CALLOUT	406614	VMR	HAD	VMR
10MR10	R	24	-	-		ALL PARTS - UPDATED PDM ATTRIBUTES	410233	JTZ	JTZ	MAC
04AU10	R	25	-	-		ALL PARTS - ADDED PLATING NOTE, UPDATED MAT'L CALLOUT AND ADDED CONTACT AREA & CRIMP AREA COLUMNS ON CHART	411500	JRL	JRL	VMR
29SE10	R	26	-	-		ALL PARTS - UPDATED "PLATING TYPE" NOTE	412115	JRL	JRL	VMR
19DE11	R	27	-	-		ALL PARTS - ADDED PREFERRED MAT'L SIZE COLUMN ON TAXI CHART AND UPDATED PDM ATTRIBUTES	416538	JAR	JAR	OAF

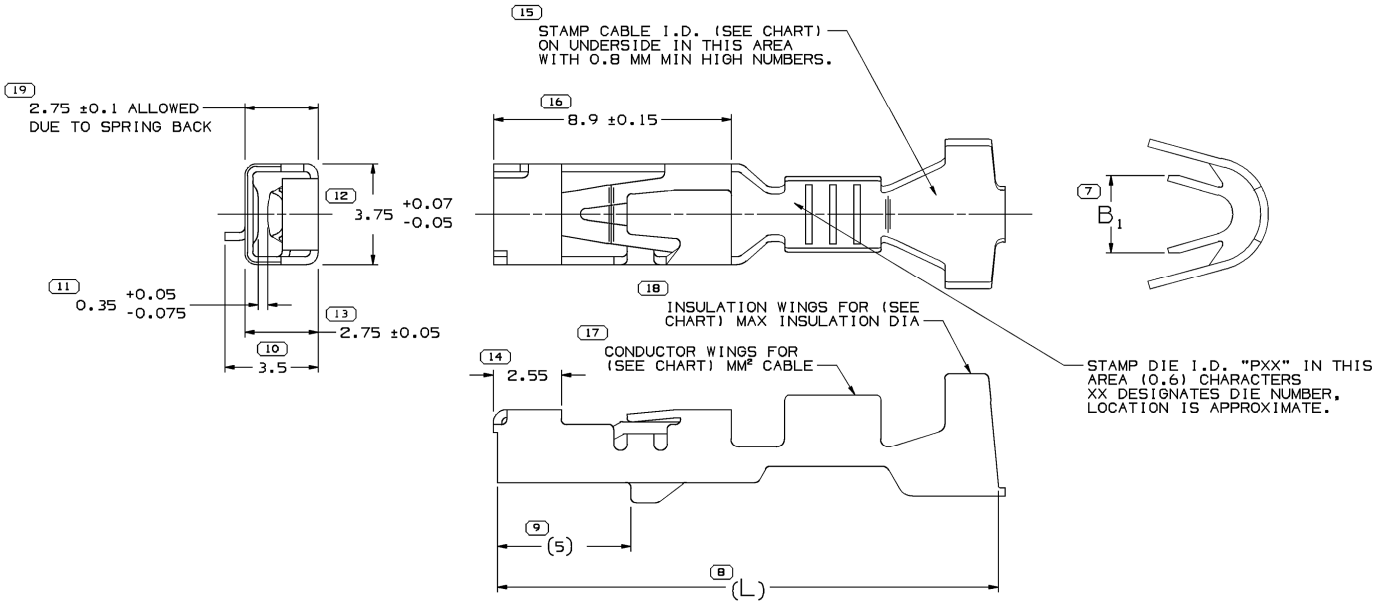

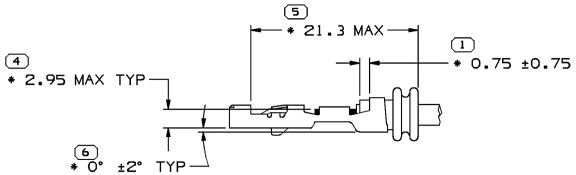

2 RIB SEAL POSITION REF
AND TERMINAL & CABLE ALIGNMENT

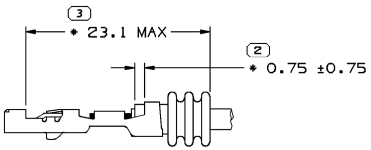

3 RIB SEAL POSITION REF
SCALE 5:1

NOTES

1. UNLESS OTHERWISE SPECIFIED AND/OR INDICATED:

   DIMENSIONS ARE TO FACE OF VIEW SHOWN AND AUTOMATICALLY ROUNDED BY COMPUTER FOR INSPECTION (SEE MATH MODEL FOR PRECISE DIMENSIONS). FOR ALL OTHER DIMENSIONS NOT SHOWN BUT REQUIRED FOR TOOL BUILD, SEE MATH MODEL FOR PRECISE TOOL PATH DATA.

2. MATING COMPONENTS OR EQUIVALENT:
   TERMINAL 15304730

3. * DENOTES DIMENSIONS MADE AT CUT-OFF AND CRIMP DIE.

4. DO NOT PROBE, TEST OR OTHERWISE CONTACT THE INTERIOR REGION (THE SPRING OR ANY MOVING PART) OF THIS TERMINAL. SEVERE DAMAGE CAN OCCUR, COMPROMISING THE PERFORMANCE OF THE ELECTRICAL INTERFACE.

5. PLATING TYPE:
   I. REFLOW TIN 1.9-3.3 MICROMETERS THICK WITH A COPPER UNDERPLATE 0.5 MICROMETER TO 1.0 MICROMETER THICK.

   PLATING TYPE INFORMATION SHOWN ABOVE IS REFERENCE ONLY, PLATING REQUIREMENTS ARE CONTAINED IN APPLICABLE MATERIAL SPECIFICATION.

PART NO	REV	N/P	STATUS	PREFERRED MAT'L SIZE	ALTERNATIVE MAT'L SIZE	MAT'L DESCRIPTION	SIZE (MM²)	ID	DIA	TYPE	$B_1 \pm 0.2$	(L)	CONTACT AREA PLATING TYPE (SEE NOTE 5)	CRIMP AREA PLATING TYPE (SEE NOTE 5)
			PLATED				CABLE							
15336199	B9	-	-	0.3 X 26.71	0.3 X 27.38	COPPER ALLOY	1.25 - 2.5	14	2.05 - 3	101	3.7	18.9	I	I
15304720	E10	-	-	0.3 X 26.71	0.3 X 27.38	COPPER ALLOY	1.5 - 3	13	3.2 - 2.2	101	3.75	18.9	I	I
15304719	E10	-	-	0.3 X 26.71	0.3 X 27.38	COPPER ALLOY	0.75 - 1	17	2.25 - 1.7	101	2.65	18.9	I	I
15304718	E11	-	-	0.3 X 26.71	0.3 X 27.38	COPPER ALLOY	0.35 - 0.5	21	1.85 - 1.2	101	2.1	18.9	I	I

(7) PROCESS SENSITIVE DIMENSION

DIMENSIONS ENCLOSED IN ( ) INDICATE REFERENCE DIMENSIONS AND NO TOLERANCE LIMITS ARE ESTABLISHED

DIMENSIONAL RANGE (MM)		CHART D
FROM	0	>12
TO	12	
TOLERANCE UNLESS OTHERWISE SPECIFIED		
	±0.1	±0.2
ANGULAR TOLERANCE ±2°		

DWG TYPE: PART DRAWING

STYLE

VOLUME (CM³) | DISTR CODE

UNLESS OTHERWISE SPECIFIED

THIS DOCUMENT IS IN ACCORDANCE WITH ASME Y14.5M-1994 AS AMENDED BY THE GM GLOBAL DIMENSIONING AND TOLERANCING ADDENDUM - 1997. ALL GEOMETRIC TOLERANCES AND RELATED DATUMS APPLY RFS. RULE #1(PERFECT FORM AT MMC) DOES NOT APPLY WHEN RELATIONSHIP BETWEEN FEATURES IS ESTABLISHED BY ORIENTATION OR LOCATION TOLERANCES. SEPARATE POSITION CALLOUTS MAY BE GAGED SEPARATELY, REGARDLESS OF DATUM REFERENCE.

ALL DIMENSIONS ARE IN MILLIMETERS

REFERENCE

THIRD ANGLE PROJECTION

DO NOT SCALE

USE MATH DATA

NX

DELPHI

DELPHI PACKARD ELECTRICAL/ELECTRONIC ARCHITECTURE
WARREN, OH

DR		DATE
APVD1	N. VERGARA	06FE96
APVD2	T. STLEELE	08JN96
APVD3	S.C. HSIEH	28JN96
APVD4		
APVD5		

SUBSTANCES OF CONCERN AND RECYCLED CONTENT PER DELPHI 10949001

MATERIAL: SEE CHART

DRAWING NAME: TAXI TERM F GT 280 SEALED

DRAWING NUMBER: 15304714

SIZE	SCALE	FRAME NO	SHEET NO	STG	REV	N/P
A1	10:1	1 OF 1	1 OF 3	R	27	-