SYMBOL DEFINITION		
A DIMENSION WITHOUT AN INSPECTION REPORT SYMBOL (10) DOES NOT REQUIRE INSPECTION. IT MAY BE CONTROLLED ON THE INDIVIDUAL COMPONENT DRAWING.	TOTAL NO OF INSPECTIONS REQUIRED	10
	LAST NO. USED	10

MISSING SYMBOLS
NO MISSING SYMBOL NUMBER

DWG STATUS DATE	STG	REV	N/P	CHG	ZONE	REVISION HISTORY	AUTH	DR	APVD 1	APVD 2
02AU99	R	001	-	--		CLEARED REV COLUMN & REVISED PACKAGING DETAILS	195707	CRW	JHV	RJ
04FE00	R	002	-	-		UPDATED PDM ATTRIBUTES	198936	JTV	JVM	RJ
04FE00	R	003	-	-		15359001 & 15359002 - RELEASED	000005	JTV	JVM	RJ
26AP00	R	004	-	-		UPDATED PDM ATTRIBUTES	200791	WRC	WRC	RJ
08AU00	R	005	-	-		REVISED ALL PARTS - ADDED NOTE #3	202594	JHH	JHH	DJ
22MR05	R	06	-	-		15359001 - UPDATED PDM ATTRIBUTES ALL PARTS - ADDED CONN & PIN IN CHART, ADDED NOTE #4, REVISED NOTE #2	266170	TAI	TAI	AGL
07DE05	R	07	-	-		15359001 - UPDATED PDM ATTRIBUTES	275453	DAD	DAD	CJF
07AP09	R	08	-	-		12176828 & 12176829 - RESTRICTED & ADDED "RESTRICTED USAGE" AND "REPLACED BY" COLUMNS FROM CHART	407810	ESC	JVM	MGC
09OC09	R	09	-	-		12176828 & 12176829 - OBSOLETE	409163	FBF	ERM	FBF
09SE10	R	10	-	-		ALL ACTIVE PARTS - REDRAWN	411744	AGM	JVM	FRE

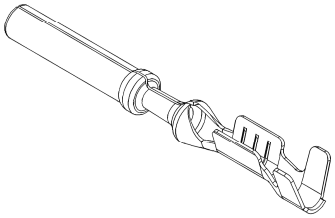

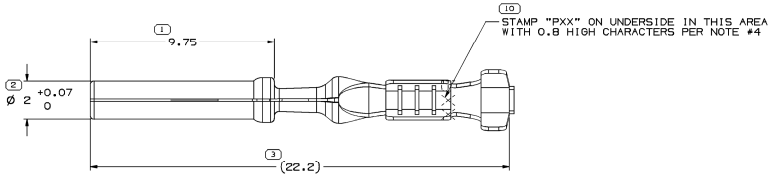

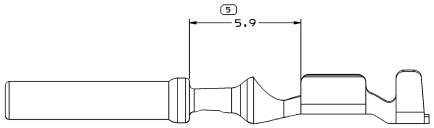

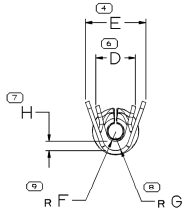

NOTES

1. UNLESS OTHERWISE SPECIFIED AND/OR INDICATED:

   DIMENSIONS ARE TO FACE OF VIEW SHOWN AND AUTOMATICALLY ROUNDED BY COMPUTER FOR INSPECTION (SEE MATH MODEL FOR PRECISE DIMENSIONS). FOR ALL OTHER DIMENSIONS NOT SHOWN BUT REQUIRED FOR TOOL BUILD, SEE MATH MODEL FOR PRECISE TOOL PATH DATA.

2. REFERENCE MATING COMPONENTS OR EQUIVALENT: SEE CHART

3. TERMINAL MUST FIT A MAX Ø2.54 MM GAGE HOLE 12 MM DEEP AFTER CRIMPING.

4. "PXX" INDICATES "P" PLUS LAST TWO DIGITS OF MAKE DIE SERIES NUMBER (P01, P02, P03, ETC).

PART NO	REV	N/P	STATUS	RESTRICTED USAGE	REPLACED BY	MAT'L SIZE	MAT'L SPEC	SIZE (MM²)	ID	D	E	F±0.2	G±0.2	H±0.2	CONN	PIN
								CABLE	DIA							
15359002	01	AC	-	-	-	0.2 X 36.5	METL NONFERROUS C42500 1/2 HD	0.8	18	2.04 ±0.08	2.5 ±0.2	3.2 ±0.2	0.5	0.7	0.5	12129025	12092396
15359001	01	AE	-	-	-	0.2 X 36.5	METL NONFERROUS C42500 1/2 HD	0.35 - 0.5	21	1.92 ±0.08	2.1 ±0.2	3.2 ±0.2	0.5	0.7	0.5	12129025	12092396
12176829	E8	-	OBSOLETE	RESTRICTED	15359002	0.2 X 36.5	METL NONFERROUS C42500 1/2 HD	0.8	18	2.04 ±0.08	2.5 ±0.2	3.2 ±0.2	0.5	0.7	0.5	12129025	12092396
12176828	E8	-	OBSOLETE	RESTRICTED	15359001	0.2 X 36.5	METL NONFERROUS C42500 1/2 HD	0.35 - 0.5	21	1.92 ±0.08	2.1 ±0.2	3.2 ±0.2	0.5	0.7	0.5	12129025	12092396

(6) PROCESS SENSITIVE DIMENSION

DIMENSIONS ENCLOSED IN ( ) INDICATE REFERENCE DIMENSIONS AND NO TOLERANCE LIMITS ARE ESTABLISHED

DIMENSIONAL RANGE (MM)	CHART D
FROM 0	> 12
TO 12	

TOLERANCE UNLESS OTHERWISE SPECIFIED
	±0.1	±0.2
ANGULAR TOLERANCE ±2°		

THIRD ANGLE PROJECTION

DO NOT SCALE
USE MATH DATA

NX

DWG TYPE: PART DRAWING

STYLE

VOLUME (CAV)

DISTR CODE

UNLESS OTHERWISE SPECIFIED
THIS DRAWING IS IN ACCORDANCE WITH ASME Y14.5M-1994 AS MODIFIED BY THE GM GLOBAL DIMENSIONING AND TOLERANCING ADDENDUM-2001. SEPARATE PATTERNS OF FIXTURES MAY BE MADE SEPARATELY REGARDLESS OF DATUM REFERENCES.

ALL DIMENSIONS ARE IN MILLIMETERS

REFERENCE

DELPHI

DELPHI PACKARD ELECTRICAL/ELECTRONIC ARCHITECTURE
WARREN, OH

		DATE
DR		
APVD1	CLAUDIA WYLER	06AU99
APVD2	JOSE HUERTA	06AU99
APVD3	JOSE HUERTA	06AU99
APVD4		
APVD5		

SUBSTANCES OF CONCERN AND RECYCLED CONTENT PER DELPHI [094900]

MATERIAL
SEE CHART

DRAWING NAME
TAXI TERM F MIC/P 100W

DRAWING NUMBER
12176830

SIZE	SCALE	FRAME NO	SHEET NO	STG	REV	N/P
A0	1011	1 OF 1	1 OF 1	R	10	-

User: CRW12
Page: 12176830-01001-001 Date: 08-Apr-10 Time: 16:05