THIS DRAWING IS UNPUBLISHED.
VERTRAULICHE UNVOEFFENTLICHTE ZEICHNUNG.
© COPYRIGHT 2006 Tyco Electronics AMP GmbH
RELEASED FOR PUBLICATION APR 2006
FREI FUER VEROEFFENTLICHUNG
ALL RIGHTS RESERVED.
ALLE RECHTE VORBEHALTEN.

MATED WITH:
PASSEND ZU:
SEE NOTES

1-1418448-1 AS SHOWN
1-1418448-1 wie gezeigt

LOC	DIST
AI	–

PROJEKT NR.: EGATN05327

REVISIONS
ANDERUNGEN

P	LTR	DESCRIPTION BESCHREIBUNG	DATE	DWN	APVD
	H	DETAILS SEE PCN E-11-004256	28FEB2011	MN	SKR
	H1	DRAWING FORMAT UPDATED TO NEW LOGO	31JAN2012	Mah	Krauss
	J	DETAILS SEE PCN E-12-007625	23MAY2012	MN	SKR

SLIDE IN LOCKED POSITION
Schieber in Verriegelungsposition

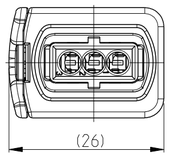

DELIVERY CONDITION:
Lieferzustand:

SECONDARY LOCKING AND SLIDE
IN PRE-LOCKED POSITION
2. Kontaktsicherung und Schieber
in Vorraststellung

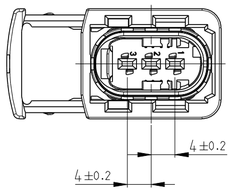

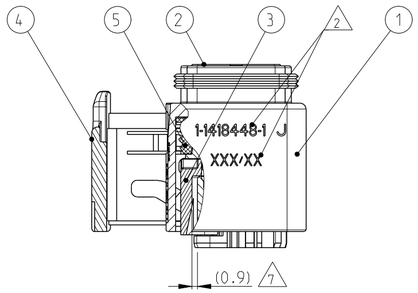

SECTION A-A
Schnitt

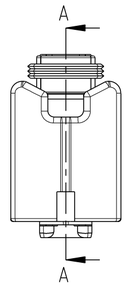

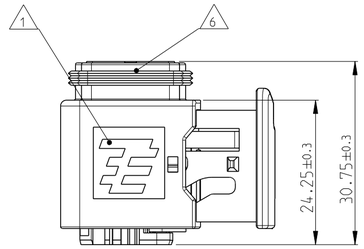

NOTES
Bemerkungen

1. TE LOGO
   TE Logo
2. ASSY PN. PRODUCTION DATE (CALENDAR DAY/YEAR): LASER MARKING
   Assy PN. Produktionsdatum (Kalendertag/Jahr): Laserbeschriftung
3. BULK PACKAGING IN CORRUGATED BOX
   Schuettgut im Versandkarton
4. CAVITY NUMBERING
   Kammer Bezeichnung
5. CAVITIES MATED WITH AMP MCP 1.5k
   SEE PRODUCT GROUP DRAWING
   TE NO: 1241436
   MAX. WIRE SIZE: 1.5mm² FLR (AWG 16 TXL)

   Kontaktkammern passend fuer AMP MCP 1.5k
   siehe Produktgruppenzeichnung
   TE Nr: 1241436
   max. Drahtgroessenbereich: 1.5mm² FLR (AWG 16 TXL)
6. SUITABLE COVERS SEE DRAWING: 1670150, 1670365
   Passende Kappen siehe Zeichnung: 1670150, 1670365
7. SLIDING DISTANCE OF SECONDARY LOCKING
   Verschiebeweg der 2. Kontaktsicherung
8. FITS TO TE INTERFACE DRAWING 114-18743-1
   Passend zur Ausfuehrungsvorschrift 114-18743-1
9. SUITABLE COUNTERPART SEE DRAWING: 1670730, 1703843
   passendes Gegenstueck siehe Zeichnung: 1670730, 1703843
10. MALFUNCTION CAUSED BY LACQUER IS NOT COVERED BY TYCO ELECTRONICS WARRANTY.
    Funktionsbeeintraechtigung durch Lackieren liegt nicht im Einfluss und Gewaehrleistungsumfang von Tyco Electronics.

CODING A
Kodierung

PN 1-1418448-1/2

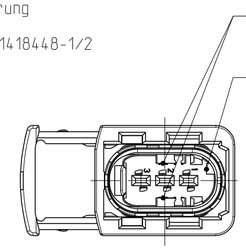

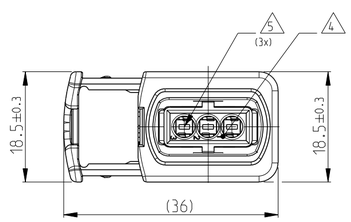

CODING B
Kodierung

PN 2-1418448-1/2

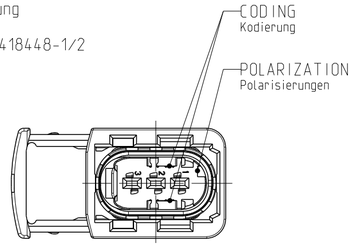

CODING C
Kodierung

PN 3-1418448-1/2

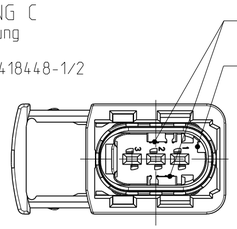

2 POS. VERSION
2 pol. Version

PN X-1418448-2

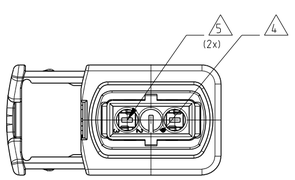

CODING D
Kodierung

PN 4-1418448-1/2

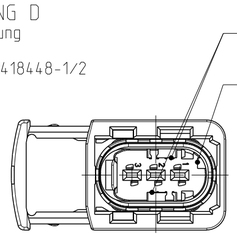

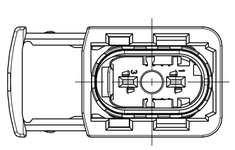

| TE ORDER-NO. TE Bestell-Nr. | REV. | NO. OF POS. Polzahl | CODE Kodierung | COLOR OF CAVITY BLOCK Farbe des Kammerblocks | QUANTITY Stueck | | | | |