

Part number

CX 02 4BM



Male modular insert, Mixo series, screw terminal connection, 2 poles, 1 module, 40 A 1000 V 8 kV 3

Product description

Product type	Modular insert
Series	Mixo
Connection type	Screw terminal connection
Gender	Male
N. of poles	2 poles
Size	1 module

Technical data

Current	40 A
Voltage	1000 V
Rated impulse withstand voltage	8 kV
Pollution degree	3
Rated voltage according to UL/CSA	600 V
Wire cross-section	6,00 mm ² - 10,00 mm ²
AWG size	10 - 8
Contact type	Turned silver plated
IP degree of protection	IP20 without enclosure, IP65/IP66/IP68/IP69 with enclosure

Further technical details

Characteristics according to EN 61984	40A 1000V 8kV 3
Insulation resistance	≥ 10 GΩ
Contact resistance	≤ 0,5 mΩ
Weight	25,00 g
Operating temperature range (min, max)	-40 °C ... +125 °C
UL 94 flammability rating	V-0

Material properties

Main material	Polycarbonate
Colour	RAL 7032 grey
RoHs conformity	Compliant with exemption 6(c): copper alloy containing up to 4% lead by weight
China RoHs - EFUP	50
REACH SVHC substances	Yes Lead

Approvals / Standards

Reference standard	EN 61984:2009-06
Certifications	CSA, CQC, DNV-GL, BV, EAC
UL	ECBT2
cUL	ECBT8

General ordering information

EAN13 code	8015747048194
eCl@ss 8.1	27440205
ETIM 7.0	EC000438

Packaging Information

Packaging weight	1,68 kg
Packaging volume	3,51 dm ³
Packaging description	Carton box
Packaging quantity	60 Pcs
Packaging EAN code	8015747221139
Sub-packaging length	35,00 mm
Sub-packaging height	40,00 mm
Sub-packaging width	155,00 mm
Sub-packaging weight	0,28 kg
Sub-packaging volume	0,22 dm ³
Sub-packaging description	Carton tray
Sub-packaging quantity	10 Pcs
Sub-packaging EAN barcode	8015747143684

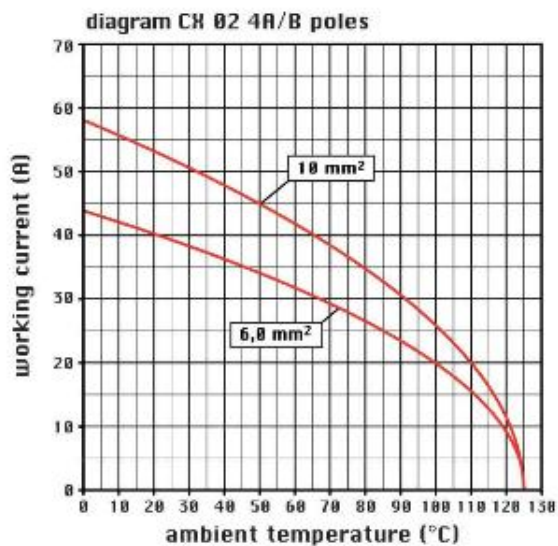
Part number

CX 02 4BM

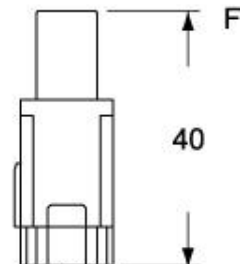
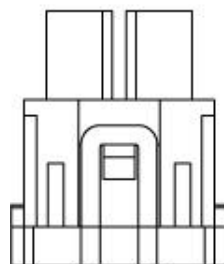
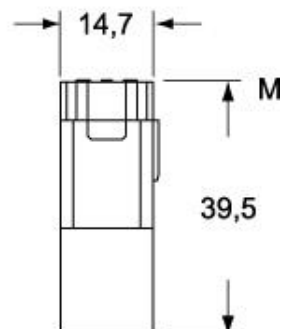
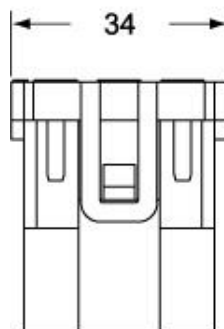


Catalogue drawings

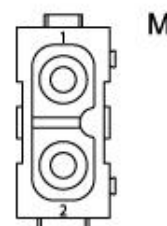
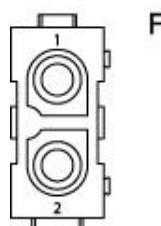
Catalogue drawings



CX 02 4BM



CX 02 4BF



Notes

Inserts CX 02 4AF - CX 02 4AM:

- characteristics according to EN 61984:
(40A 1000V 8kV 3)
(40A 1600V 12kV 2)

- inserts for Ø 4mm cables, section: 2.5-8 mm² - AWG 14-8
- footprint 1 module

Inserts CX 02 4BF - CX 02 4BM:

- characteristics according to EN 61984:
(40A 1000V 8kV 3)

(40A 1600V 12kV 2)

- inserts for Ø 4.8 mm cables, section: 6-10 mm² - AWG 10-8
- footprint 1 module
- use flexible cables with sections from 2.5 to 10 mm² or extra flexible cables with sections from 2.5 to 6 mm²

- do not twist the cables
- fully insert the braids in the rear section of the contact

the modular inserts must be installed in suitable frames which in turn are installed in traditional housings or COB panel support

Dimensions shown in mm are not binding and may be changed without notice.
