SYMBOL DEFINITION			MISSING NUMBERS
THE NUMBER INSIDE THE SYMBOL ( ) CORRESPONDS TO THE NUMBER ON THE INSPECTION REPORT FOR THIS DRAWING/PART NUMBER	TOTAL NO. OF SYMBOLS ON DRAWING	4	
	LAST NO. USED	4	

DWG STATUS DATE	STG	REV	N/P	CHG	ZONE	REVISION HISTORY	AUTH	DR	APVD 1	APVD 2
25MY99	R	001	-	-		CLEARED REVISION COLUMN - 12015833 - OBSOLETE	990003	MAR	MAR	LRT
03SE99	R	002	-	-		12015833,35,36,68,72,12015252,53,55, 12015333 - REINSTATE	990010	HH	CMP	JH
03SE99	R	003	-	-		12015832,33,35,36,68,69,70,72,12015252, 53,55,12015333 - REVISED ANTI-ROTATION COLUMN	19527B	HH	CMP	JH
03SE99	R	004	-	-		12015833,35,36,68,72,12015252,53,55, 12015333 - OBSOLETE	990003	HH	CMP	JH
10DE07	R	05	-	-		ALL ACTIVE PARTS - REVISED MATERIAL SPECIFICATIONS TO LATEST STANDARD	403174	RH	RH	BDG
24JN08	R	06	-	-		12066276 - OBSOLETE AND REPLACED BY 12052224	405106	JTZ	JAA	RAP
04FE09	R	07	-	-		12015832 & 12066268 - OBSOLETE AND REMOVED REPLACED BY COLUMN OF CHART	407267	EFS	FKV	RAP
26MY10	R	08	-	-		ALL ACTIVE PARTS - ADDED TYPE VIEWS 103 & 104	407485	EVV	EVV	GEM

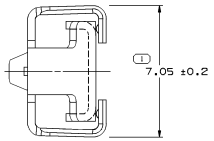

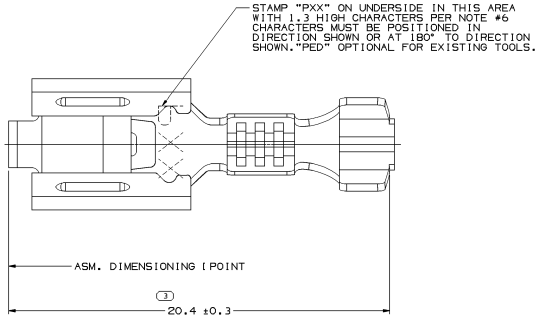

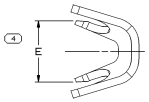

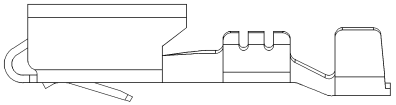

TYPE 103
SAME AS TYPE 101
EXCEPT AS SHOWN

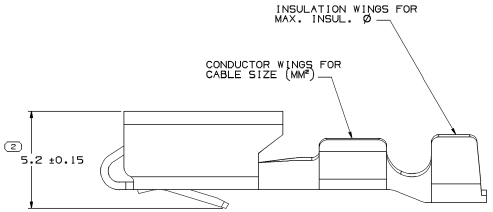

TYPE 101

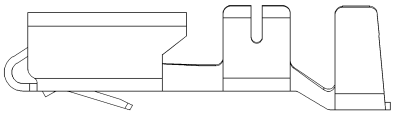

TYPE 104
SAME AS TYPE 101
EXCEPT AS SHOWN

NOTES

1. UNLESS OTHERWISE SPECIFIED AND/OR INDICATED:

   DIMENSIONS ARE TO FACE OF VIEW SHOWN AND AUTOMATICALLY ROUNDED BY COMPUTER FOR INSPECTION (SEE MATH MODEL FOR PRECISE DIMENSIONS). FOR ALL OTHER DIMENSIONS NOT SHOWN BUT REQUIRED FOR TOOL BUILD, SEE MATH MODEL FOR PRECISE TOOL PATH DATA.

2. A R 0.4 MAX IS PERMISSIBLE ON ALL "SHARP' CORNERS UNLESS OTHERWISE SPECIFIED. ALL LOCKING FEATURES MUST HAVE SHARP CORNERS

3. TERMINALS TO HAVE TERMINAL ENGAGE OF 8N TO 28N AND TERMINAL DISENGAGE OF 8N TO 28N WHEN MATED TO A 6.3 X 0.81 HARDENED STEEL BLADE. (DISENGAGE MAY BE EXCLUDED WHEN BOX HEIGHT, BOX WIDTH, MINIMUN BOX ENTRANCE, NOSE RADIUS AND TERMINAL ENGAGE ARE MAINTAINED)

4. RECOVERY NOTE - AFTER INSERTION INTO A 4.3 FUNCTIONAL GAGE, 5.4 TANG MUST RECOVER TO A MINIMUM OF 4.7.

5. VISIBLE CRACKS ARE NOT PERMISSIBLE.

6. "PXX" INDICATES "P" PLUS LAST TWO DIGITS OF MAKE SERIES NUMBERS (P01,P02,P03.ETC).

7. DO NOT PROBE, TEST OR OTHERWISE CONTACT THE INTERIOR REGION (THE SPRING OR ANY MOVING PART) OF THIS TERMINAL. SEVERE DAMAGE CAN OCCUR, COMPROMISING THE PERMORMANCE OF THE ELECTRICAL INTERFACE.

UNPLATED						PLATED						CABLE						**
12089675	A		OBSOLETE	0.406X33.73		12084596	D2		0.406X33.73	COPPER ALLOY	(21)5-3	211	5.24-3.49	104	6.6	YES
12066268	E2		OBSOLETE	0.406X33.73	COPPER ALLOY	12052222	E2		0.406X33.73	COPPER ALLOY	0.5-0.35	21	2.51-1.84	103	2.4+0.2	
12066276	E2		OBSOLETE	0.406X33.73	COPPER ALLOY	12052224	E2		0.406X33.73	COPPER ALLOY	3	12	3.1-2.94	104	4.6	YES
12020143	F		OBSOLETE	0.406X33.73		12020144	G	OBSOLETE	0.406X33.73		(21)0.35	222	2-1.35	102	3.6	
						12020035	G2		0.406X33.73	COPPER ALLOY	(21)0.8-0.5	219	3.12-2.03	101	5.1	
12015836	D3		OBSOLETE	0.406X33.73		12015868	E3	OBSOLETE	0.406X33.73		(21)5-3	211	5.24-3.49	101	6.6	YES
12015835	E3		OBSOLETE	0.406X33.73		12015872	F3	OBSOLETE	0.406X33.73		0.35	22	2-1.84	102	2.2	
12015833	E3		OBSOLETE	0.406X33.73		12015870	F3		0.406X33.73	COPPER ALLOY	2-1	15	3.97-2.48	101	3.7	YES
12015832	H3		OBSOLETE	0.406X33.73	COPPER ALLOY	12015869	J3		0.406X33.73	COPPER ALLOY	0.8-0.5	19	3.12-2.03	103	3.2	
12015333	G3		OBSOLETE	0.406X33.73							(21)5-3	211	5.24-3.49	101	6.6	YES
						12015255	F3	OBSOLETE	0.406X33.73		0.35	23	2-1.84	102	2.2	
						12015253	E3	OBSOLETE	0.406X33.73		2-1	15	3.97-2.48	101	3.7	YES
						12015252	E3	OBSOLETE	0.406X33.73		0.8-0.5	19	3.12-2.03	101	3.2	
PART NO	REV	N/P	STATUS	MAT'L SIZE	MAT'L SPEC	PART NO	REV	STATUS	MAT'L SIZE	MAT'L SPEC	SIZE (MM²)	ID	Ø	TYPE	E±0.4	ANTI-ROTATION NIB

DWG TYPE: PART DRAWING
STYLE
VOLUME (CM³) | DISTR CODE

UNLESS OTHERWISE SPECIFIED
THIS DOCUMENT IS IN ACCORDANCE WITH ASME Y14.5M-1994 AS AMENDED BY THE GM GLOBAL DIMENSIONING AND TOLERANCING AGREEMENT-2001. SEPARATE PATTERNS OF FEATURES MAY BE BAKED SEPARATELY REGARDLESS OF DATUM REFERENCES.

ALL DIMENSIONS ARE IN MILLIMETERS

1 PROCESS SENSITIVE DIMENSION

DIMENSIONS ENCLOSED IN ( ) INDICATE SPECIFICATIONS WITHOUT BOND NO TOLERANCE LIMITS ARE ESTABLISHED

REFERENCE

DIMENSIONAL RANGE (MM)	CHART D
FROM 0 TO 12	> 12
TOLERANCE UNLESS OTHERWISE SPECIFIED	
±0.1	±0.2
ANGULAR TOLERANCE ±2°	

THIRD ANGLE PROJECTION

DO NOT SCALE
USE MATH DATA

NX

DELPHI
DELPHI PACKARD ELECTRICAL/ELECTRONIC ARCHITECTURE
WARREN, OH

DR		DATE
APVD1	J. C. ORTIZ	08JA99
APVD2	MANUEL VEGA	28JA99
APVD3	D. MANGIARELLI	03APR6
APVD4		
APVD5		

SUBSTANCES OF CONCERN AND RECYCLED CONTENT PER DELPHI 10949001

MATERIAL: SEE CHART

DRAWING NAME: TAXI TERM F M/P 630 TANG

DRAWING NUMBER: 12065521

SIZE	SCALE	FRAME NO	SHEET NO	STG	REV	N/P
A0	10:1	1 OF 1	1 OF 4	R	08	-

Date: 28-May-10 Time: 07:13
Path: 12065521-C2001-001
Page: Page