SYMBOL DEFINITION		
A DIMENSION WITHOUT AN INSPECTION REPORT SYMBOL (▭) DOES NOT REQUIRE INSPECTION. IT MAY BE CONTROLLED ON THE INDIVIDUAL COMPONENT DRAWING.	TOTAL NO OF INSPECTIONS REQUIRED	27
	LAST NO. USED	21

MISSING SYMBOLS
NO MISSING SYMBOL NUMBER

DWG STATUS DATE	STG	REV	N/P	CHG	ZONE	REVISION HISTORY	AUTH	DR	APVD 1	APVD 2
19N003	R	03	-	-		ALL ACTIVE PARTS - CLEARED REV COLUMN; REDRAWN TO PD AND UPDATED PDM ATTRIBUTES	247796	JTV	FKV	RMD
21N005	R	04	-	-		02977112, 02962718, 02965400, 02962543, 12010566, 12010769, 12015010 & 12052489- ADDED WING CONSTRUCTION III VIEW	274984	CJP	CJP	EST
08DE05	R	05	-	-		02977112, 02962718, 02965400, 02962543, 12010566, 12010769, 12015010 & 12052489- UPDATED WING CONSTRUCTION III	275486	CJP	CJP	EST

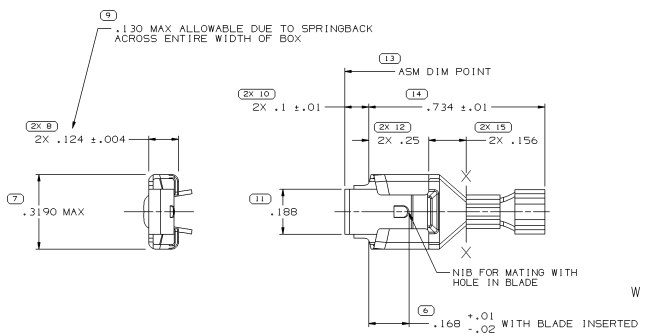

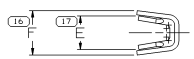

VIEW TO X-X
WING CONSTRUCTION I

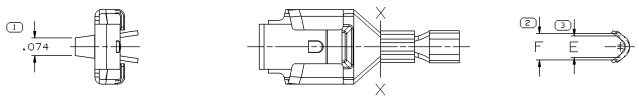

VIEW TO X-X
WING CONSTRUCTION II

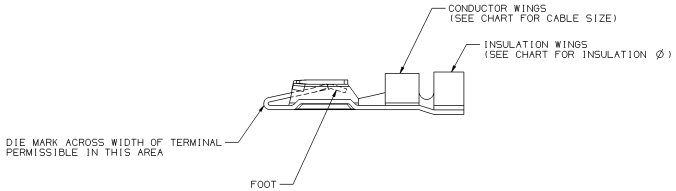

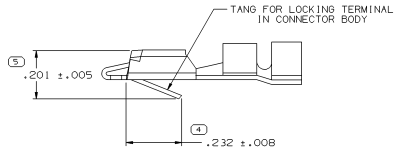

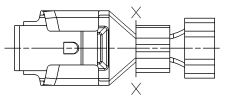

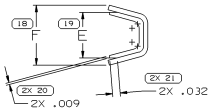

VIEW TO X-X
WING CONSTRUCTION III

NOTES

1. UNLESS OTHERWISE SPECIFIED AND/OR INDICATED:
   DIMENSIONS ARE TO FACE OF VIEW SHOWN AND AUTOMATICALLY ROUNDED BY COMPUTER FOR INSPECTION (SEE MATH MODEL FOR PRECISE DIMENSIONS). FOR ALL OTHER DIMENSIONS NOT SHOWN BUT REQUIRED FOR TOOL BUILD, SEE MATH MODEL FOR PRECISE TOOL PATH DATA.
2. "PXX" INDICATES "P" PLUS LAST TWO DIGITS OF MAKE DIE SERIES NUMBER (P01, P02, P03, ETC).
3. TO FIT .032 X .250 BLADE

PART NO	REV	N/P	STATUS	MAT'L SIZE	MAT'L SPEC	PART NO	REV	N/P	STATUS	MAT'L SPEC	PART NO	REV	N/P	STATUS	MAT'L SPEC	NIB	TANG	FOOT	SIZE (MM)	DIA (MM)	ID	TYPE	WING CONST	$E_{\pm 0.015}$	$F_{\pm 0.015}$
UNPLATED						TIN PLATED					SILVER PLATED					FEATURES			CABLE						
				0.180 X 1.188		12052489	A3	-		M1588AAE ▲							X	X	0.8 - 0.5	2.40 - 2.03	19	102	III	.140	.165
				0.180 X 1.188		12040503	A	-	OBSOLETE	M1573058						X	X	X	0.8 - 0.5	3.13 - 2.03	19	104	III	.125	.195
				0.180 X 1.188		12015010	B4	-		M1588AAE ▲							X	X	(2) 0.8 - 0.5	2.40 - 2.03	(2) 19	106	III	.190	.250
				0.180 X 1.188		12010771	B	01		M1588AAE ▲						X	X	X	0.35 - 0.22	2.08 - 1.12	23	102	I	.090	.145
				0.180 X 1.188		12010770	B	01		M1588AAE ▲							X	X	0.35 - 0.22	2.08 - 1.12	23	102	I	.090	.145
				0.180 X 1.188		12010769	C3	-		M1573058						X	X	X	(2) 0.35 - 0.22	2.08 - 1.12	(2) 23	101	III	.150	.215
				0.180 X 1.188		12010566	C3	-		M1588AAE ▲						X	X	X	0.8 - 0.5	2.40 - 2.03	19	102	III	.140	.165
				0.180 X 1.188		08900236	A	-	OBSOLETE	M1573058						X	X	X	0.22	1.19 - 1.02	24	101	II	.100/.080	.120/.100
12033824	E	01		0.180 X 1.188	M1403058												X	X	2.0 - 1.0	3.05 - 2.48	15	103	I	.145	.235
02984712	CB	01		0.018 X 1.188	M1403058													X	2.0 - 1.0	3.05 - 2.48	15	101	I	.140	.185
02984592	CC	-	OBSOLETE	0.018 X 1.188	M1403058											X		X	2.0 - 1.0	3.97 - 3.36	15	101	I	.140	.230
02984313	CB	-	OBSOLETE	0.018 X 1.188	M1403058													X	2.0 - 1.0	3.97 - 3.36	15	101	I	.140	.230
02984103	CD	-	OBSOLETE	0.018 X 1.188	M1403058	08917170	CD	-	OBSOLETE	M1573058						X		X	(2) 0.8 - 0.5	2.40 - 2.03	(2) 19	101	I	.190	.250
02977938	CC	01		0.018 X 1.188	M1403058											X		X	0.8 - 0.5	3.13 - 2.69	19	101	I	.135	.185
02977521	CC	-	OBSOLETE	0.018 X 1.188	M1403058						02977963	CC	-	OBSOLETE	V1403058			X	(2) 0.8 - 0.5	2.40 - 2.03	(2) 19	101	I	.190	.250
02977520	CB	-	OBSOLETE	0.018 X 1.188	M1403058													X	0.8 - 0.5	2.40 - 2.03	19	101	I	.135	.175
02977369	CB	02		0.018 X 1.188	M1403058	02977705	CB	02		M1573058							X	X	2.0 - 1.0	3.97 - 3.36	15	101	I	.140	.230
02977106	CB	01		0.018 X 1.188	M1403058	02977375	CB	01		M1573058							X	X	0.8 - 0.5	3.13 - 2.69	19	101	I	.135	.185
02973369	CC	01		0.018 X 1.188	M1403058	02977114	CC	01		M1573058						X	X	X	0.8 - 0.5	3.13 - 2.69	19	101	I	.135	.185
02965199	CC	02		0.018 X 1.188	M1403058	02965511	CC	01		M1573058	02977578	CC	-	OBSOLETE	V1403058	X	X	X	2.0 - 1.0	3.97 - 3.36	15	101	I	.140	.230
02965156	CC	-	OBSOLETE	0.018 X 1.188	M1403058	02965401	CC	02		M1573058						X		X	0.8 - 0.5	2.40 - 2.03	19	101	I	.135	.175
02962952	CC	-	OBSOLETE	0.018 X 1.188	M1403058	02965728	CC	02		M1573058	02977936	CC	-	OBSOLETE	V1403058	X		X	2.0 - 1.0	3.05 - 2.48	15	101	I	.140	.185
02962718	CD3	-		0.018 X 1.188	M1403058	02977112	CD3	-		M1573058							X	X	(2) 0.8 - 0.5	2.40 - 2.03	(2) 19	101	III	.190	.250
02962573	CB	-	OBSOLETE	0.018 X 1.188	M1403058	02965867	CB	02		M1573058	02973224	CB	-	OBSOLETE	V1403058		X	X	2.0 - 1.0	3.05 - 2.48	15	101	I	.140	.185
02962572	CB	01		0.018 X 1.188	M1403058	02965510	CB	02		M1573058							X	X	0.8 - 0.5	2.40 - 2.03	19	101	I	.135	.175
02962543	CEJ	-		0.018 X 1.188	M1403058	02965400	CE4	-		M1573058	02965404	CD	-	OBSOLETE	V1403058	X	X	X	(2) 0.8 - 0.5	2.40 - 2.03	(2)19	105	III	.190	.250
02962508	CC	01		0.018 X 1.188	M1403058	02965141	CC	02		M1573058	02965345	CC	-	OBSOLETE	V1403058	X	X	X	0.8 - 0.5	2.40 - 2.03	19	101	I	.135	.175
02962447	CC	01		0.018 X 1.188	M1403058	02965142	CC	02		M1573058	02965399	CC	-	OBSOLETE	V1403058	X	X	X	2.0 - 1.0	3.05 - 2.48	15	101	I	.140	.185

(N/A) PROCESS SENSITIVE DIMENSION

DIMENSIONS ENCLOSED IN ( ) INDICATE REFERENCE DIMENSIONS AND NO TOLERANCE LIMITS ARE ESTABLISHED

DIMENSIONAL RANGE (IN)		CHART J
FROM	0	>.500
TO	.500	

TOLERANCE UNLESS OTHERWISE SPECIFIED ±.005 ±.010
ANGULAR TOLERANCE ±2°

DWG TYPE: PART DRAWING

STYLE

VOLUME (CM³) | DISTR CODE

UNLESS OTHERWISE SPECIFIED
THIS DOCUMENT IS IN ACCORDANCE WITH ASME Y14.5M-1994 AS AMENDED BY THE GM GLOBAL DIMENSIONING AND TOLERANCING ADDENDUM-2001. SEPARATE PATTERNS OF FEATURES MAY BE GAGED SEPARATELY REGARDLESS OF DATUM REFERENCES.

ALL DIMENSIONS ARE IN INCHES

REFERENCE

THIRD ANGLE PROJECTION

DO NOT SCALE
USE MATH DATA

UG NX MECHANICS

DELPHI
DELPHI PACKARD ELECTRIC SYSTEMS
WARREN, OH

		DATE
DR		
APVD1	J. LUIS TAPIA	19N003
APVD2	FRANCISCO KOPCA	19N003
APVD3	RICHARD DICINTIO	19N003
APVD4		
APVD5		

SUBSTANCES OF CONCERN AND RECYCLED CONTENT PER DELPHI (594900)

MATERIAL: SEE CHART

DRAWING NAME: TAXI TERM F 56

DRAWING NUMBER: 02962874

SIZE	SCALE	FRAME NO	SHEET NO	STG	REV	N/P
A0	5:1	1 OF 1	1 OF 13	R	05	-