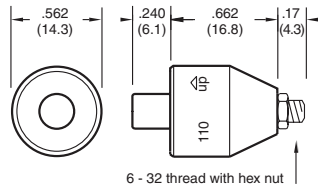


SINGLE CONDUCTOR

1 Conductor, 10 Amp

Model 110

MODEL NO.	CONDUCTORS	DESCRIPTION	VOLTAGE AC/DC	AMP RATING AT 240 VAC	MAX FREQ. MHz	CONTACT RESISTANCE	MAX OP. RPM	TEMPERATURE Max. F (C) / Min.F (C)	ROTATION Torque (gm-cm)	CIRCUIT SEPARATION
110	1	Standard Model	N/A	10	200	<1m?	3600	140(60)/-20(-29)	35	N/A
110-SS	1	Stainless Steel Bearing	N/A	10	200	<1m?	3600	140(60)/-20(-29)	35	N/A
110-L	1	Low Torque	N/A	10	200	<1m?	1200	140(60)/-20(-29)	10	N/A



Inch (mm)

Accessories



5920 one contact receptacle



5921-S one contact receptacle w/ 6" wire



5952 one contact cap w/solder lug



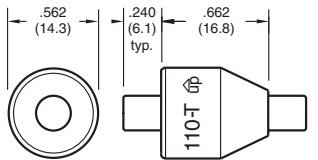
55337 ring terminal (12-10 AWG)

Receptacle used for mounting to rotating device.
Accessories required for wire connections. Order Separately

1 Conductor, 10 Amp

Model 110-T

MODEL NO.	CONDUCTORS	DESCRIPTION	VOLTAGE AC/DC	AMP RATING AT 240 VAC	MAX FREQ. MHz	CONTACT RESISTANCE	MAX OP. RPM	TEMPERATURE Max. F (C) / Min.F (C)	ROTATION Torque (gm-cm)	CIRCUIT SEPARATION
110-T	1	Standard Model	N/A	10	200	<1m?	3600	140(60)/-20(-29)	35	N/A
110-TS	1	Stainless Steel Bearing	N/A	10	200	<1m?	3600	140(60)/-20(-29)	35	N/A
110-TL	1	Low Torque	N/A	10	200	<1m?	1200	140(60)/-20(-29)	10	N/A
105	1	High Temp. High RPM	N/A	4	200	<1m?	Call for Specifications		N/A	
105-SS	1	Stainless Steel Bearing	N/A	4	200	<1m?	Call for Specifications		N/A	



Inch (mm)

Accessories



5920 one contact receptacle



5921-S one contact receptacle w/ 6" wire



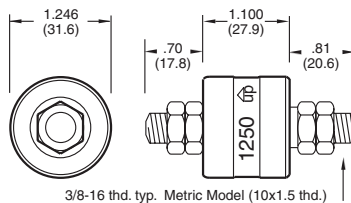
5952 one contact cap w/solder lug

Receptacle used for mounting to rotating device.
Accessories required for wire connections. Order Separately

1 Conductor, 250 Amp

Model 1250

MODEL NO.	CONDUCTORS	DESCRIPTION	VOLTAGE AC/DC	AMP RATING AT 240 VAC	MAX FREQ. MHz	CONTACT RESISTANCE	MAX OP. RPM	TEMPERATURE Max. F (C) / Min.F (C)	ROTATION Torque (gm-cm)	CIRCUIT SEPARATION
1250	1	Standard Model	N/A	250	200	<1m?	1200	140(60)/-20(-29)	250	N/A
1250-SS	1	Stainless Steel Bearing	N/A	250	200	<1m?	1200	140(60)/-20(-29)	250	N/A
1250-M	1	Metric Thread (10x1.5)	N/A	250	200	<1m?	1200	140(60)/-20(-29)	250	N/A
1250-MS	1	Metric Thread & Stainless Steel Bearing	N/A	250	200	<1m?	1200	140(60)/-20(-29)	250	N/A
1250-SX	1	Stainless Steel Body & Bearing	N/A	250	200	<1m?	1200	140(60)/-20(-29)	250	N/A
1250-MSX	1	Metric Thd., Stainless Steel Body & Bearing	N/A	250	200	<1m?	1200	140(60)/-20(-29)	250	N/A



3/8-16 thd. typ. Metric Model (10x1.5 thd.)

Accessories



57125 Boot Kit For dust and splash protection IP51

To Order Call: 760-431-7723 