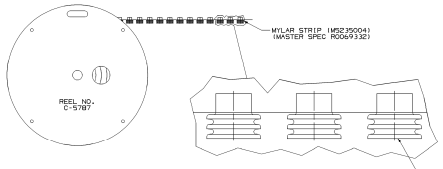

SEAL/MYLAR ASSEMBLY DETAIL

NOTES

1. THE MYLAR TAPE IS ONLY A CARRIER USED AS A PROCESS AID AND IS NOT A PART OF THE FINAL HARNESS ASSEMBLY.

2. WHEN PARTS ARE SHIPPED, THEY MUST BE PACKED IN PLASTIC BAGS OR SHIPPING CONTAINERS MUST BE LINED WITH PLASTIC LINERS. BAGS OR LINERS MUST BE SEALED TO AVOID ENTRY OF FOREIGN MATTER.

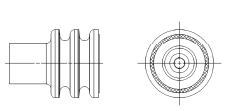

OPTIONAL CONSTRUCTION 1
(ANTI-STICK RING)

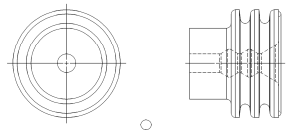

OPTIONAL CONSTRUCTION 2
THIS IS THE PREFERRED CONSTRUCTION FOR NEW TOOL BUILDS
(ANTI-STICK RING)

SYMBOL DEFINITION			MISSING SYMBOLS
A DIMENSION WITHOUT AN INSPECTION REPORT SYMBOL (◯) DOES NOT REQUIRE INSPECTION. IT MAY BE CONTROLLED ON THE INDIVIDUAL COMPONENT DRAWING.	TOTAL NO OF INSPECTIONS REQUIRED	5	NO MISSING SYMBOL NUMBER
	LAST NO. USED	5	

DWG STATUS DATE	STA	REV	INT	DAB	DWG	REVISION HISTORY	AUTH	DR	VP	VP	VP
									1	2	3
030299	R	001	-	-		ALL PARTS - REDRAWN TO PD	990009	EDV	DAP	RH	
030299	R	002	-	-		15324973-76 & 15324979 - RELEASED	990025	EDV	DAP	RH	M
170100	R	003	-	-		15392249 - RELEASED	000005	MJC	MJC	MR	
070600	R	004	-	-		15324973-76 & 15324979 - REVISED	202978	JLZ	EAR	JR	
070600	R	005	-	-		15392249 - REVISED MYLAR & CABLE SEAL ASM COLUMN	204413	EAR	EAR	JR	
190401	R	006	-	-		UPDATED PDM ATTRIBUTES	205190	JLZ	JLZ	JR	
090401	R	007	-	-		15392249 - PMO0021A WAS PMO0021W; AND "G" DIM WAS 5.75 +/- 0.15	205774	MJC	MJC	TP	
296801	R	008	-	-		15392249 - WATT'L SPEC WAS PMO0021A	207869	TMR	TMR	TP	
060601	R	009	-	-		12048086 - UPDATED PDM ATTRIBUTES	210643	MRL	MRL	DLD	
120103	R	10	-	-		15324974 AND 15324976 - UPDATED PDM ATTRIBUTES	236300	BRB	BRB	MLP	
050904	R	11	-	-		12052924, 12052924, 15392249, 15324973, 15324974, 15324975, 15324977, 15386769, 15392249, 15392249, 15392249, 15392249, 12048067, 12048086, 12048087, 12048088, 12048089, 12048091, 12048092, AND 12048094 - UPDATED WATT'L SPEC; ADDED WATT'L SPEC NOTES; ADDED ALTERNATE WATT'L SPEC; ADDED ALTERNATE WATT'L SPEC; REVISED "J" DIM D PLCS AND "H" COLUMN FROM CHART; ADDED COLOR COLUMN TO CHART	251238	BRB	BRB	MP	
190604	R	12	-	-		REVISED CHART	261178	MJM	MJM	MP	
230105	R	13	*	-		12048086, 12048087, 12048088, 12048089, 12048091, 12048092, 12048094, 12048095, 12048096, 12048097, 12048098, 12048099, 12048100, 12048101 - ADDED RESTRICTED STATUS; 15324973-4976 AND 15324979 WATT. SPEC WAS W3966; ADDED NOTE 9 AND 10; ADDED NOTE 8 WAS 9, NOTE 9 WAS 10; ADDED NOTE 11; REMOVED DIM "C" FROM TYPE 402 VIEW	262529	RH	RH	MP	
120405	R	14	-	-		REVISED DRAWINGS	269180	BPS	JRM	MP	
170106	R	15	-	-		REVISED CHART	277582	AM	AM	MP	
080906	R	16	-	-		15324973-76 & 15324979 - WATT'L SPEC WAS W3966	277946	KCR	JRM	MP	
170606	R	17	-	-		15324975 - OBSOLETE	279517	EDV	MJG	MP	
030306	R	18	-	-		ALL ACTIVE PARTS - ADDED SEALING RIBS VIEW; OVERALL LENGTH LABEL; SEALING RIBS LABEL; ANTI-STICK RING OPTIONAL CONSTRUCTION VIEW; ADDED NOTE 2; ADDED NOTE 3; ADDED NOTE 4; ADDED NOTE 5; ADDED NOTE 6; ADDED NOTE 7; ADDED NOTE 8; ADDED NOTE 9; ADDED NOTE 10; ADDED NOTE 11; ADDED NOTE 12; REVISED TYPE 402 & 403 VIEWS AND COLUMNS J/ K/ L FROM CHART; DIM Ø3.45 WAS Ø.G; DIM Ø5.75 HOLE WAS Ø8 & DIM 7.5 WAS F; CABLE ID WAS "E" DIM; ADDED "M" DIM; ADDED EQUIVALENT CABLE SEAL COLUMN; 15324973-74, 15324976 & 15324979 - WATT'L SPEC W3969 WAS W3966 & ADDED ALTERNATE WATT'L SPEC W3966XXX	285225	JBR	TRB	MPP	

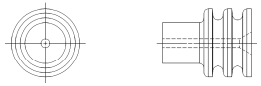

TYPE 402
SAME AS TYPE 401
EXCEPT AS SHOWN

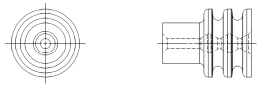

TYPE 403
SAME AS TYPE 401
EXCEPT AS SHOWN

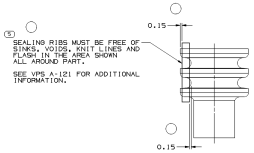

TYPE 401

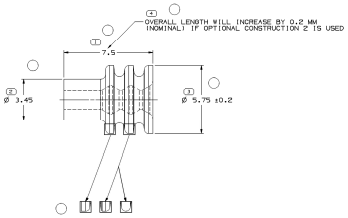

SEALING RIBS MAY DIFFER AS SHOWN

NOTES

1. UNLESS OTHERWISE SPECIFIED AND/OR INDICATED:

   DIMENSIONS ARE TO FACE OF VIEW SHOWN AND AUTOMATICALLY ROUNDED BY COMPUTER FOR INSPECTION (SEE MATH MODEL FOR PRECISE DIMENSIONS). FOR ALL OTHER DIMENSIONS NOT SHOWN BUT REQUIRED FOR TOOL BUILD, SEE MATH MODEL FOR PRECISE TOOL PATH DATA.

2. SEALING RIBS ARE IDENTICAL, EXCEPT AS SHOWN.

3. PARTS NOT MADE ON FLASHLESS MOLDS MUST BE DEFLASHED, WASHED AND DRIED AFTER MOLDING. WASHING SHALL OCCUR WITHIN 12 HOURS AFTER MOLDING.

4. PARTS ARE TO BE PACKAGED IN SEALED PLASTIC BAGS. GROSS WEIGHT INCLUDING CARTON IS NOT TO EXCEED 34 POUNDS.

5. PARTS MUST BE MADE FROM VIRGIN MATERIAL ONLY.

6. TO IMPROVE SEAL PROCESSING ON SLIPPERY OR SMOOTH CABLE INSULATION, THE APPLICATION ENGINEER MAY SURFACE THE NEXT SMALLER SEAL SIZE P/N IN PLACE OF THE INDICATED SEAL FOR THE "CABLE O.D." LISTED IN THE CHART.

7. CABLE SEAL PART NUMBER DESIGNATED EXCLUSIVELY FOR SEALS PRODUCED FROM ASR TOOL ING. PART NUMBER RECOMMENDED FOR AUTOMATED ABS APPLICATIONS. ALL OTHER APPLICATIONS SHOULD USE 12089678.

8. DESIGNED FOR 0.8 MM² SOLID CORE DRAIN WIRE Ø 1.002 ±0.007

9. PARTS MADE OF FLUOROSILICONE MUST BE POST-CURED FOR 4 HRS AT 400°F.

VIEW SCALE DOES NOT REFLECT ACTUAL PART SIZE

			15392246	01	AF		M4398007	GRN		403	2.15-1.6	5.2	SEE NOTE 9
			15324979	01	AF		M3469003	GRA	M3466003	403	2.15-1.6	5.2	12186769 -
			15324976	01	AF		M3469011	WHT	M3466011	403	2.15-1.6	5.2	12089678 -
			15324975	01	AF	OBSOLETE	M3466038	TAN	-	402	1.009-0.995	5.2	- SEE NOTE 8
			15324974	01	AG		M3469008	BLU	M3466008	403	1.7-1.2	5.2	12048087 -
			15324973	01	AF		M3469037	DK RD	M3466037	401	2.05-2.03	5.2	12048088 -
12186770	B3	-	RESTRICTED	12186769	B6	- RESTRICTED	M2261003	GRA	-	403	2.15-1.6	5.2	15324979 SEE NOTE 7
12146011	A	-	OBSOLETE	12129926	B4		M4358005	ORN	-	403	1.7-1.29	5.2	- SEE NOTE 9
				12110213	B5	- RESTRICTED	M4398008	BLU	-	401	2.65-1.85	5.2	- -
18589446	B3	-	RESTRICTED	12089678	A2	- RESTRICTED	M3471011	WHT	M2261011	403	2.15-1.6	5.2	15324979 -
				12089441	B	- OBSOLETE	M2261006	YEL	-	403	2.15-1.6	5.2	- -
12124669	A3	-	-	12089193	A5	-	M2261009	TAN	-	402	1.009-0.995	5.2	- SEE NOTE 8
12052925	A4	-	RESTRICTED	12048087	G2	AC RESTRICTED	M3471008	BLU	M2261008	403	1.7-1.29	5.2	15324974 -
12052924	A4	-	RESTRICTED	12048086	G2	AC RESTRICTED	M3471037	DK RD	M2261019	401	2.85-2.03	5.2	15324973 -
PART NO	REV	W/P	STATUS	PART NO	REV	W/P STATUS	MATERIAL SPECIFICATION	COLOR (REF ONLY)	ALTERNATE MATERIAL SPECIFICATION	TYPE	CABLE O.D. ±0.05 SEE NOTE 6	CAVITY I.D.	EQUIVALENT CABLE SEAL NOTES
MYLAR & CABLE SEAL ASM				CABLE SEAL									

PROCESS SENSITIVE DIMENSION

SUBSTITUTION PROHIBITED WITHOUT WRITTEN APPROVAL FROM DELPHI ELECTRICAL SYSTEMS DEVELOPMENT

DIMENSIONAL TOLERANCES UNLESS OTHERWISE SPECIFIED								
FROM	0	6	30	120	1000	2000	4000	8000
TO	6	30	120	1000	2000	4000	8000	
TOLERANCE	±0.25	±0.5	±0.8	±1.2	±2	±3	±4	±5

UNLESS OTHERWISE SPECIFIED DIMENSIONS ARE IN MILLIMETERS

REFERENCE

THIRD ANGLE PROJECTION

CAD MATRIX DATA

DELPHI

DELPHI PACKARD ELECTRIC SYSTEMS
WARREN, OH

		DATE
DR		
APVD1	J. HOUSELMAN	13JAN97
APVD2	M. MUSSER	20JAN97
APVD3	A. HERRMANN	31JAN97
APVD4		
APVD5		

PART TYPE: PART DRAWING

STYLE

VOLUME CONT

SECTN CODE

UNLESS OTHERWISE SPECIFIED

THIS DRAWING IS IN ACCORDANCE WITH ASME Y14.5M-1994 AND ISO 10209-1 & -2 (TECHNICAL DRAWINGS).

THIS DRAWING CONTAINS INFORMATION PROPRIETARY TO DELPHI AND MAY NOT BE USED, SOLD, OR DISCLOSED EXCEPT AS AUTHORIZED IN WRITING BY DELPHI. THIS DRAWING IS SUBMITTED IN CONFIDENCE AND MUST BE RETURNED UPON REQUEST. NO RIGHTS ARE TO BE INFERRED OR GRANTED BY THE SUBMITTAL OF THIS DRAWING OR ANY INFORMATION HEREON.

NAMPLATES OF CONDOMS AND PROCESS CONTROL FOR DELPHI (DAP650)

SIZE: DWG NO: SHEET: DRAWING

DRAWING NAME: TAXI SEAL CBL IW W/P

DRAWING NUMBER: 12010295

SIZE	SCALE	FRAME NO	SHEET NO	REV	PCN	PCP
A1x3	1:01	1 OF 2	4 OF	R	18	-

12010295
A1x3 1:01 2 OF 2 4 OF R 18 -

12010295