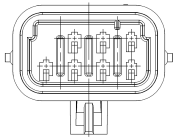

TYPE 102
SAME AS TYPE 101
EXCEPT AS SHOWN

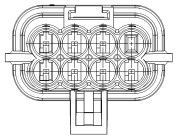

TYPE 102
BACK VIEW

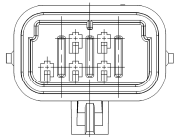

TYPE 103
SAME AS TYPE 102
EXCEPT AS SHOWN

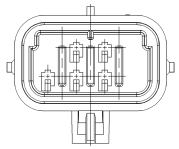

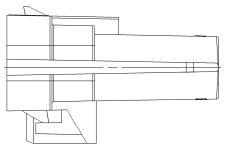

TYPE 104
SAME AS TYPE 103
EXCEPT AS SHOWN

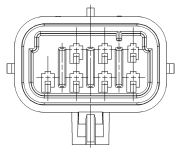

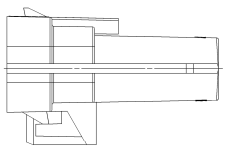

TYPE 105
SAME AS TYPE 102
EXCEPT AS SHOWN

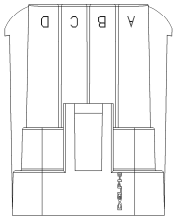

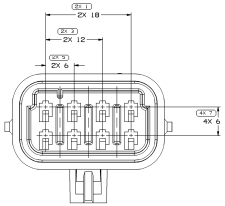

TYPE 101

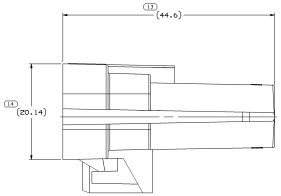

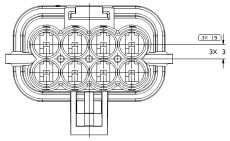

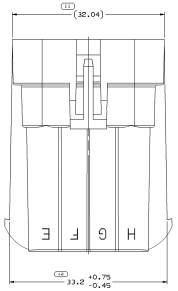

SYMBOL DEFINITION			MISSING SYMBOLS
A DIMENSION WITHOUT AN INSPECTION REPORT SYMBOL (-) DOES NOT REQUIRE INSPECTION. IT MAY BE CONTROLLED ON THE INDIVIDUAL COMPONENT DRAWING.	TOTAL NO OF INSPECTIONS REQUIRED	17	2 4 6 8-10
	LAST NO. USED	15	

DWG STATUS						REVISION HISTORY	AUTH				
DATE	STA	REV	INT	PCN	DIB			DR	VP	QVP	
08E03	R	01	-	-	-	CLEARED REV COLUMN, (1543595) - RELEASED NEW ALL PARTS - ADDED DELPHI LOGO & MATL RECYCLING CODE NOTES & REVISED MAT'L SPEC	249982	JGR	JGR	FR	M
1FEB4	R	02	-	-	-	(1543595) - OBSOLETE (1247933) - REVISED CLIP SLOT	251432	MDK	PRV	AD	
2MA07	R	03	-	-	-	ALL PARTS REVISED OPTIONAL CONSTRUCTION, RECYCLE CODE & RECYCLE CODE NOTE, REMARKED NOTES AND UPDATED MATERIAL DESCRIPTION	461464	RHC	RHC	DDD	
26JA07	R	04	-	-	-	ALL ACTIVE PARTS - ADDED P/N (1324525 TO NOTE 3 AND REVISED MATERIAL CALLOUT	461795	RN	RN	DDD	

NOTES

1. UNLESS OTHERWISE SPECIFIED AND/OR INDICATED:
   DIMENSIONS ARE TO FACE OF VIEW SHOWN AND AUTOMATICALLY ROUNDED BY COMPUTER FOR INSPECTION. (SEE MATH MODEL FOR PRECISE DIMENSIONS.) FOR ALL OTHER DIMENSIONS NOT SHOWN BUT REQUIRED FOR TOOL BUILD, SEE MATH MODEL FOR PRECISE TOOL PATH DATA.
2. SEALING CODE 3 - DESIGN WILL PASS SALT FOG AND IMMERSION TEST AFTER CONDITIONING AS SPECIFIED IN ESA-644 (WEATHER-PACK), ESA-710 (METRI-PACK), ESA-650 (UNDERHOOD MICRO-PACK), C-4006 (WORLD CONNECTOR), ETC. - WHEN MATED TO MATING PART OR EQUIVALENT
3. THIS PART ACCEPTS THE FOLLOWING COMPONENTS OR EQUIVALENT:
   CAVITIES TO ACCEPT 12045773 TERMINAL
   TERMINAL POSITION ASSURANCE LOCK 12047936 OR 1532452S
4. (1.3)X(0.05) RAISED DELPHI CORPORATE BRAND TO BE LOCATED ON ANY EXTERIOR SURFACE, PREFERABLY VISIBLE AT FINAL ASSEMBLY. OPTIONAL CONSTRUCTION TO BE "PED" OR NO LOGO.

1543595	D1	AA	OBSOLETE		105	12047938	7	D		8.382
1524505	A6	-		POLYESTER COMPOUND - TAN	104	12052499	5	A_1D_1H		8.442
1524170	A	-	OBSOLETE		103	1524168	5	A_1D_1H		8.372
12052601	C	-	OBSOLETE		103	12052499	5	A_1D_1H	USE 12052480	8.329
12052480	C12	-		POLYESTER COMPOUND - GRA DK	103	12052499	5	A_1D_1H		8.434
12070331	G77	AB		POLYESTER COMPOUND - GRA	102	12070136	7	B		9.521
12047931	F11	-		POLYESTER COMPOUND - BLK	101	12047937	8	NONE		8.353
PART NO	REV	N/P	STATUS	MATERIAL AND COLOR	TYPE	MATING CONNECTOR	CAVITIES	CAVITIES BLOCKED	REMARKS	VOL CMT

DRAWING NUMBER	SIZE	PAGE NO	SHEET NO	TOTAL	REV	CUP
12048072	A1x3	411	1 OF 2	1 OF 1	R	04 -

DELPHI
DELPHI PACKARD ELECTRICAL/ELECTRONIC ARCHITECTURE
KOREA, KR

DRW TYPE: PART DRAWING
STYLE:
VOLUME CUP: SEE CHART
SCRIB CODE:

UNLESS OTHERWISE SPECIFIED
THIS DRAWING IS IN ACCORDANCE WITH ASME Y14.5M-1994 IN ASCENDING ORDER OF PRIORITY
THE DRAWING SHALL NOT BE REPRODUCED, DISTRIBUTED OR DISCLOSED WITHOUT PERMISSION OF DELPHI OR THEIR DESIGNATED REPRESENTATIVES OF SUCH REPORTED.

ALL DIMENSIONS ARE IN MILLIMETER

(B) PROCESS SENSITIVE DIMENSION
REFERENCE
SUBMISSION VARIANCE MAY BE REQUIRED DURING PRODUCTION PROCESS DEVELOPMENT

DIMENSIONAL TOLERANCE UNLESS OTHERWISE SPECIFIED											
FROM	0	3	6	30	120	315	1000	2000	3150	4000
TO	3	6	30	120	315	1000	2000	3150	4000	
±	.05	.05	.05	.05	.05	.05	.05	.05	.05	.05

DRAWING TOLERANCE: ISO 2768-1 (1989) m
DRAWING STANDARD: ISO 8015:1985

THIRD ANGLE PROJECTION
USE MATH DATA
DELPHI
DELPHI

DRAWING NUMBER	SIZE	SHEET NO	TOTAL	REV	CUP
12048072	A1x3	411	1 OF 2	1 OF 1	R	04 -

S708401