SYMBOL DEFINITION			MISSING SYMBOLS
A DIMENSION WITHOUT AN INSPECTION REPORT SYMBOL (□) DOES NOT REQUIRE INSPECTION. IT MAY BE CONTROLLED ON THE INDIVIDUAL COMPONENT DRAWING.	TOTAL NO OF INSPECTIONS REQUIRED	74	NO MISSING SYMBOL NUMBER
	LAST NO. USED	58	

DWG STATUS						ZONE	REVISION HISTORY	AUTH	DR	APVD 1	APVD 2
DATE	STB	REV	N/P	CHG							
05NOO3	R	01	-	-			ALL PARTS - CLEARED REV COLUMN AND REDRWAN TO PD; 15481001 - RELEASED	248063	JAA	JAA	RMF

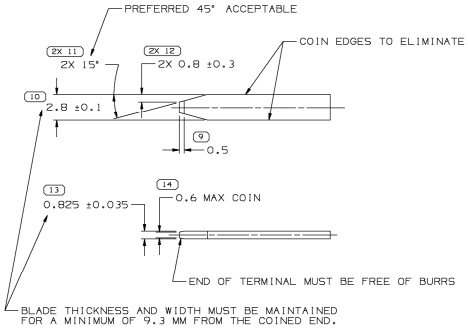

MATERIAL SPECIFICATIONS

RECOMMENDED

BASE METAL - CDA-210, GILDING, EXTRA SPRING TEMPER.
PLATING - 0.0025/0.0075 MM THICK TIN.

MINIMUMS

ELECTRICAL CONDUCTIVITY - ≥ 20% IACS ± 20°C
TENSILE STRENGTH - 407 MPA
PLATING - FOR LOW ENERGY (≤ 5 V.) & NON-PASSENGER COMPARTMENT POWER CIRCUITS 0.0025/0.0075 MM THICK THIN. FOR MATERIALS CONTAINING 10% OR MORE ZINC, AN UNDERPLATE OF COPPER 0.0025/0.0075 MM THICK IS REQUIRED.

MATING BLADE INFORMATION

SCALE 5:1

INSPECTION SYMBOLS SHOWN ON THESE VIEWS ARE FOR REFERENCE ONLY

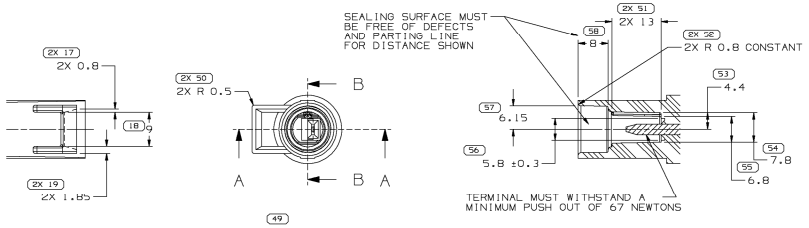

SECTION B-B

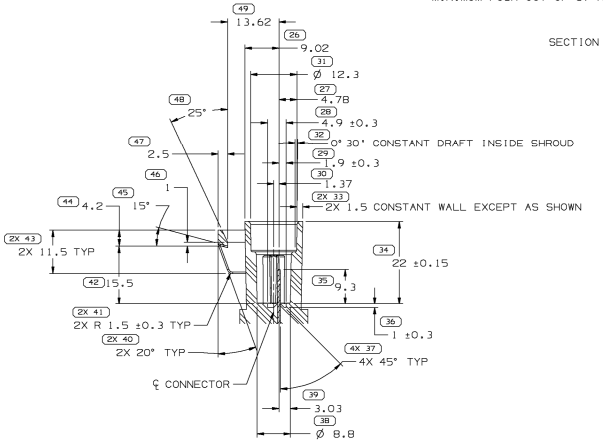

SECTION A-A

NOTES

1. UNLESS OTHERWISE SPECIFIED AND/OR INDICATED: DIMENSIONS ARE TO FACE OF VIEW SHOWN AND AUTOMATICALLY ROUNDED BY COMPUTER FOR INSPECTION (SEE MATH MODEL FOR PRECISE DIMENSIONS). FOR ALL OTHER DIMENSIONS NOT SHOWN BUT REQUIRED FOR TOOL BUILD, SEE MATH MODEL FOR PRECISE TOOL PATH DATA. ALL RADII 0.4 DRAFT IS 1° ON ALL OUTSIDE SURFACES
2. WHEN USING THIS INFORMATION FOR A NEW DESIGN, REQUEST THE LATEST COPY OF THIS PRINT FROM DELPHI PACKARD ELECTRIC DIVISION

RECOMMENDED MATERIAL

GLASS REINFORCED NYLON OR POLYESTER

MATING CONNECTOR INFORMATION

SCALE 5:1

INSPECTION SYMBOLS SHOWN ON THESE VIEWS ARE FOR REFERENCE ONLY

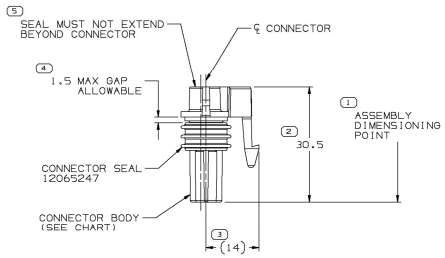

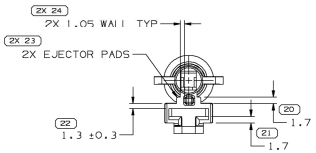

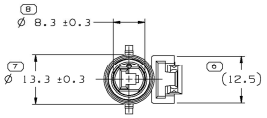

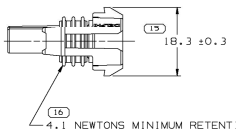

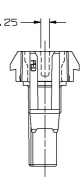

OPTIONAL CONNECTOR CONSTRUCTION

NOTES

1. UNLESS OTHERWISE SPECIFIED AND/OR INDICATED: DIMENSIONS ARE TO FACE OF VIEW SHOWN AND AUTOMATICALLY ROUNDED BY COMPUTER FOR INSPECTION (SEE MATH MODEL FOR PRECISE DIMENSIONS). FOR ALL OTHER DIMENSIONS NOT SHOWN BUT REQUIRED FOR TOOL BUILD, SEE MATH MODEL FOR PRECISE TOOL PATH DATA.
2. SEALING CODE 3 - DESIGN WILL PASS SALT FOG AND IMMERSION TEST AFTER CONDITIONING AS SPECIFIED IN ESA-644 (WEATHER-PACK),ESA-710 (METRI-PACK), ESA-650 (UNDERHOOD MICRO-PACK), C-4006 (WORLD CONNECTOR), ETC WHEN MATED TO MATING PART OR EQUIVALENT
3. THIS PART ACCEPTS THE FOLLOWING COMPONENTS OR EQUIVALENT: CAVITIES TO ACCEPT 12077412 TERMINAL OR EQUIVALENT. SECONDARY TERMINAL LOCK 12065249 CABLE SEAL 12041351 CONNECTOR POSITION ASSURANCE LOCK 12052834
4. WHEN PARTS ARE SHIPPED, THEY MUST BE PACKED IN PLASTIC BAGS OR SHIPPING CONTAINERS MUST BE LINED WITH PLASTIC LINERS. BAGS OR LINERS MUST BE SEALED TO AVOID ENTRY OF FOREIGN MATTER.

PART NO	REV	N/P	STATUS	CONNECTOR P/N	MATING CONNECTOR
15481001	01	-	-	15483473	12089914
12089916	A	-	-	12089912	12069914
12065172	A	-	-	12065170	12065171

(N/A) PROCESS SENSITIVE DIMENSION

DIMENSIONS ENCLOSED IN ( ) INDICATE REFERENCE DIMENSIONS AND NO TOLERANCE LIMITS ARE ESTABLISHED

R 0.1 MAX
R 0.2 MAX
SHARP CORNER TOLERANCE

DIMENSIONAL RANGE (MM)											
FROM	> 0	> 20	> 30	> 70	>100	>150	>200	>250	> 300	CHART E1
TO	20	30	70	100	150	200	250	300	400	
TOLERANCE UNLESS OTHERWISE SPECIFIED										
±0.15	±0.2	±0.3	±0.4	±0.5	±0.6	±0.8	±1	±1.2		
ANGULAR TOLERANCE ±2°										

DWG TYPE: PART DRAWING
STYLE
VOLUME (CUM)
DISTR CODE
ROUTING: 6900

UNLESS OTHERWISE SPECIFIED
THIS DOCUMENT IS IN ACCORDANCE WITH ASME Y14.5M-1994 AS MODIFIED BY DPA, INC GLOBAL DIMENSIONING AND TOLERANCING ADDENDUM-P001. SEPARATE PATTERNS OF FIXTURES MAY BE USED SEPARATELY REGARDLESS OF DATUM REFERENCES.

ALL DIMENSIONS ARE IN MILLIMETERS

REFERENCE

THIRD ANGLE PROJECTION

DO NOT SCALE
USE MATH DATA

UNIGRAPHICS

DELPHI
DELPHI PACKARD ELECTRIC SYSTEMS
WARREN, OH

		DATE
DR		
APVD1	J.E. HOUGELMAN	20JL89
APVD2	J.E. HOUGELMAN	20JL89
APVD3	S.M. KEISEL V.	03AU89
APVD4		
APVD5	SUBSTANCES OF CONCERN AND RECYCLED CONTENT PER DELPHI 10949001	

MATERIAL: SEE DRAWING

DRAWING NAME: TAXI ASM CONN 1F M/P 280

DRAWING NUMBER: 12089917

SIZE	SCALE	FRAME NO	SHEET NO	STB	REV	N/P
A0	2:1	1 OF 1	1 OF 1	R	01	-