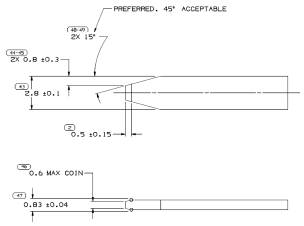

BLADE DETAIL
SCALE 10:1

NOTES
1. INSPECTION SYMBOLS FOR REFERENCE ONLY

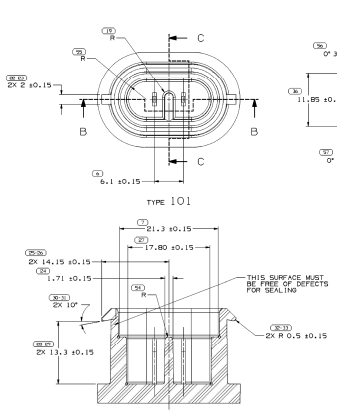

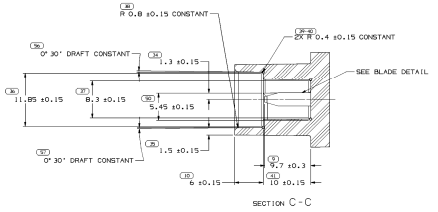

NOTES
1. INSPECTION SYMBOLS FOR REFERENCE ONLY

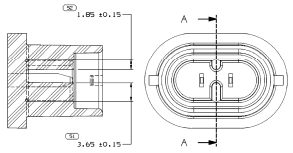

TYPE 102
SAME AS TYPE 101
EXCEPT AS SHOWN

MATING COMPONENT INFORMATION

SYMBOL DEFINITION			MISSING NUMBERS
A DIMENSION WITHOUT A INSPECTION REPORT SYMBOL IS CRITICAL TO REQUIRE INSPECTION. IT MAY BE CONTROLLED ON AN INDIVIDUAL COMPONENT DRAWING.	TOTAL NO. OF SYMBOLS ON DRAWING	51	1.53.
	LAST NO. USED	61	

	DWG STATUS					REVISION HISTORY					
	DATE	STA	REV	N/P	CHG	NOTE		AUTH	DR	APVD	APVD
22JA00	R	01	-	-			CLEARED REV COLUMN(15393199 - ADDED	000005	MKC	MKC	MEF
25APO1	R	02	-	-			ALL PARTS(UPDATED GRAPHICS	208949	MMM	JMM	MEF
11MD1	R	03	-	-			15419253 - RELEASED	213877	RWP	RWP	MA
12DC01	R	04	-	-			15419253 - REF P/N WAS 7S4T-14A464-FA	215811	RWP	RWP	MA
24DC01	R	05	-	-			15419253 - REF P/N WAS 2M5T-14A464-AA	216291	RWP	RWP	MA
08MG01	R	06	-	-			15419253 - UPDATED PDM ATTRIBUTES	217046	JJJ	JJJ	MA
13MD01	R	07	-	-			15419253 - UPDATED PDM ATTRIBUTES	217256	MMM	MMM	MA
17JL03	R	08	-	-			ALL PARTS - REVISED NOTE	243574	JTD	JTD	EK
11SE03	R	09	-	-			ALL PARTS - ADDED BOM NOTE TO DIM 25±6.3 AND REMOVED DIM 2 PLUS	245357	BMB	BMB	MTM
11MR04	R	10	-	-			12124819 & 15419253 - UPDATED PDM ATTRIBUTES	252543	MMM	MMM	MTM
28JL04	R	11	-	-			15419253 - ADDED W532001 MARKER DOT FOIL	253471	LJJ	LJJ	MTM
28JL04	R	12	-	-			15419253 - REVISED W532001 DESCRIPTION	257378	LJJ	LJJ	MTM
27JA05	R	13	-	-			12516291 - RELEASED	263788	MMM	MMM	MEM
31MR05	R	14	-	-			15419253 - Ø (4) WAS Ø 4	264070	BPL	MMM	TM
18MY05	R	15	-	-			12124819 - UPDATED PDM ATTRIBUTES	268590	JTY	RYV	MTM
25JN09	R	16	-	-			15419253 - REVISED WHITE DOT NOTE	408318	RHB	RHD	RHB
24AD10	R	17	-	-			15419253 - ADDED ASSEMBLY NUMBER ON TYPE 103	412714	BDM	BDM	BDM
08FE12	R	18	-	-			15419253 - W532101 WAS W532001	416972	CBB	CBB	BDM

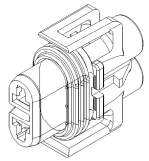

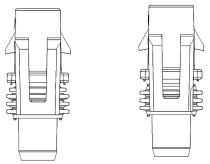

TYPE 104
SAME AS TYPE 101
EXCEPT AS SHOWN

TYPE 102
SAME AS TYPE 101
EXCEPT AS SHOWN

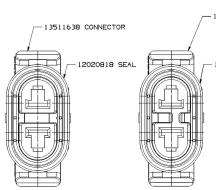

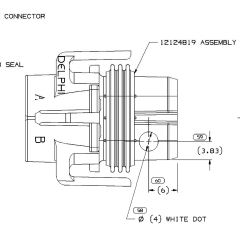

TYPE 103
SAME AS TYPE 101
EXCEPT AS SHOWN

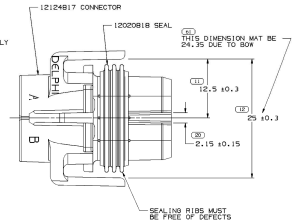

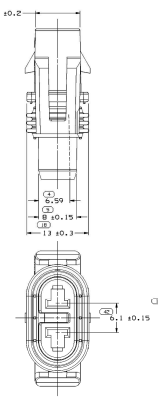

TYPE 101

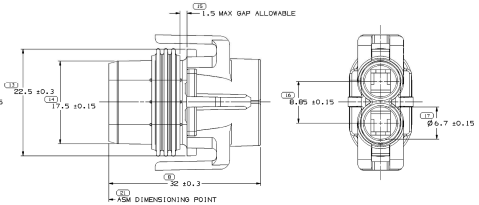

NOTES

1. UNLESS OTHERWISE SPECIFIED AND/OR INDICATED:

   DIMENSIONS ARE TO FACE OF VIEW SHOWN AND AUTOMATICALLY MEASURED BY COMPUTER FOR INSPECTION (SEE MATH MODEL FOR PRECISE DIMENSIONS). FOR ALL OTHER DIMENSIONS NOT SHOWN BUT REQUIRED FOR TOOL BUILD, SEE MATH MODEL FOR PRECISE TOOL PATH DATA.

2. SEALING CODE 3 - DESIGN WILL PASS SALT FOG AND IMMERSION TEST AFTER CONDITIONING AS SPECIFIED IN ESA-G50 (UNDERHOOD MICRO-PACK), ESA-G60 (UNDERHOOD MICRO-PACK), ESA-G50 (UNDERHOOD MICRO-PACK), ESA-G60 (WORLD CONNECTOR), ETC WHEN MATED TO MATING PART OR EQUIVALENT

3. FOR APPLICATION DATA SEE THE INDIVIDUAL APPLICATION DRAWINGS.

4. TYPE 101 CONNECTOR TO MATE WITH A.N.S.I. BULB TYPE 881, BRP OR EQUIVALENT. TYPE 102 TO MATE WITH A.N.S.I. BULB TYPE H9 OR EQUIVALENT.

5. WHEN PARTS ARE SHIPPED, THEY MUST BE PACKED IN PLASTIC BAGS OR SHIPPING CONTAINERS MUST BE LINED WITH PLASTIC LINERS. BAGS OR LINERS MUST BE SEALED TO AVOID ENTRY OF FOREIGN MATTER.

6. FOR PARTS NUMBERS WITH ADHESIVE, USE W351000L OR ADHESIVE APPROVED BY MATERIALS ENGINEERING TO GLUE CONNECTOR SEAL TO CONNECTOR.

7. REFERENCE P/N TYPE 103 FORD 2M5T-14A464-NA

P/N WITH ADHESIVE	REV	N/P	TYPE	STATUS	P/N WITHOUT ADHESIVE	REV	N/P	TYPE	STATUS
-	-	-	-	-	1351639	01	-	104	-
-	-	-	-	-	1419253	01	AN	103	-
-	-	-	-	-	5393199	01	AD	102	-
12186691	A2	-	101	-	12124819	A7	-	101	-

DRAWING NUMBER						
12186800						
SIZE	SCALE	FRAME NO	SHEET NO	TOTAL SHEETS	SHT	TOTP
A1x3	4:1	2 OF 2	1 OF	1	R	1B -

⚠3	PROCESS SENSITIVE DIMENSION
	DIMENSION FOLLOWED BY A REFERENCE DIMENSION CONTAINS A TOLERANCE LARGER THAN ±0.5

ALL DIMENSIONS ARE IN MILLIMETERS

ALLOWABLE CODES									
FROM	1	2	3	4	5	6	7	8	9
TO	20	50	80	120	160	200	250	300	350
DIMENSIONS FROM TABLE ARE ±0.5									

REFERENCE

THIRD ANGLE PROJECTION

DO NOT SCALE DRAWING

USE MATH DATA

NX

MATERIAL	PART DRAWING
FINISH	
VOLUME CONT	SURFACE GROW

UNLESS OTHERWISE SPECIFIED

THIS DRAWING IS A CONFIDENTIAL DELPHI DOCUMENT. ACCEPTANCE OF THIS DRAWING CONSTITUTES AGREEMENT NOT TO REPRODUCE, DISCLOSE OR USE THIS DRAWING OR THE INFORMATION THEREON, EXCEPT AS MAY BE AUTHORIZED IN WRITING BY DELPHI.

DELPHI	DELPHI PACKARD ELECTRICAL/ELECTRONIC ARCHITECTURE
	MODEL #:
	DATE
DR	
APVD1	J.L. IBARRA
APVD2	A. UBALDE B
APVD3	J. BORTOS
APVD4	
APVD5	
	SUBSTANCES OF CONCERN AND RECYCLED CONTENT PER DELPHI (EMPRES)
DELPHI CODE	
NEW DRAWING	
DRAWING NAME	TAXI ASM CONN F W/P 280 SLD
DRAWING NUMBER	12186800
SIZE	A1x3
SCALE	4:1
FRAME NO	1 OF 2
SHEET NO	1 OF 1
TOTAL SHEETS	R
SHT	1B
TOTP	-

12186800