


Part number

CSHF 24



Brief description:

female insert, 24 poles +PE, Spring connection contacts SQUICH, 16A, 500V, 6kV, 3, silver plated, size "104.27", CLASS insert series

Product description		Approvals / Standards	
Model	female insert	Reference standard	EN 61984:2009-06
Version	SQUICH® Spring connection contacts	Quality mark	DNV-GL, EAC
Series	CSH	Conformity	CQC, CE
Product type	with female contacts	General ordering information	
Family	CLASS inserts	EAN13 code	8015747019316
Size	size "104.27"	Tariff number	85369095
N. of poles	24 poles +	Country of origin	Made in EU (IT)
Technical data		ETIM classification	EC000438
Current	16 A (A.C. and D.C.)	Packaging Information	
Voltage	500 V	Packaging length	245,00 mm
Rated impulse withstand voltage	6kV	Packaging height	165,00 mm
Pollution degree	3	Packaging width	215,00 mm
Wire cross-section	0,14 mm ² - 2,50 mm ²	Packaging weight	4,25 kg
AWG size	26 - 14	Packaging volume	8,69 dm ³
Operating temperature range (min, max)	-40°C ... +125°C	Packaging description	Carton box
Contacts material	Brass	Packaging quantity	30 Pcs
Contact type	silver plated	Packaging EAN code	8015747170703
Mating cycles	≥ 500	Sub-packaging length	197,00 mm
IP degree of protection	IP20 without enclosure; IP65/IP66/IP67/IP68 with enclosure	Sub-packaging height	44,00 mm
PE connection type	Screw	Sub-packaging width	113,00 mm
PE terminal stripping length	7 mm	Sub-packaging weight	0,71 kg
PE wire cross-section	0,75-2,5 mm ² ; AWG 18-14	Sub-packaging volume	0,98 dm ³
Tightening torque for PE connection	M4: 1,2 Nm, 10,6 lb.in (Ph2 or 1,0x5,5mm)	Sub-packaging description	Carton
Sub-packaging quantity		Sub-packaging quantity	5 Pcs
Sub-packaging EAN barcode		Sub-packaging EAN barcode	8015747170710
Further technical details			
Characteristics according to EN 61984	16A 500V 6kV 3; 16A 400/690V 6kV 2		
Insulation resistance	≥ 10 GΩ		
Contact resistance	≤ 3 mΩ		
Rated voltage according to UL/CSA	600V		
UL 94 flammability rating	V-0		
Main contacts stripping length	6 - 8 mm		
Torque for main contact	M2,5: 0.4 Nm; 3.5 lb.in (0,5 x 3mm)		
Tightening torque for fixing screws	M3: 0.5 Nm; 4.4 lb.in (Ph1 or 0.8x4 mm)		
Weight	125,60 g		

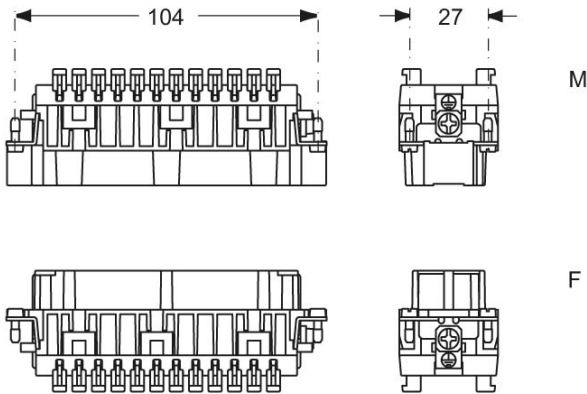
Part number CSHF 24



Catalogue drawings

Catalogue drawings

dimensions in mm



contacts side (front view)

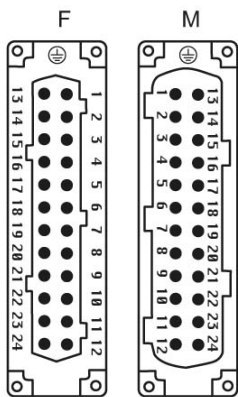
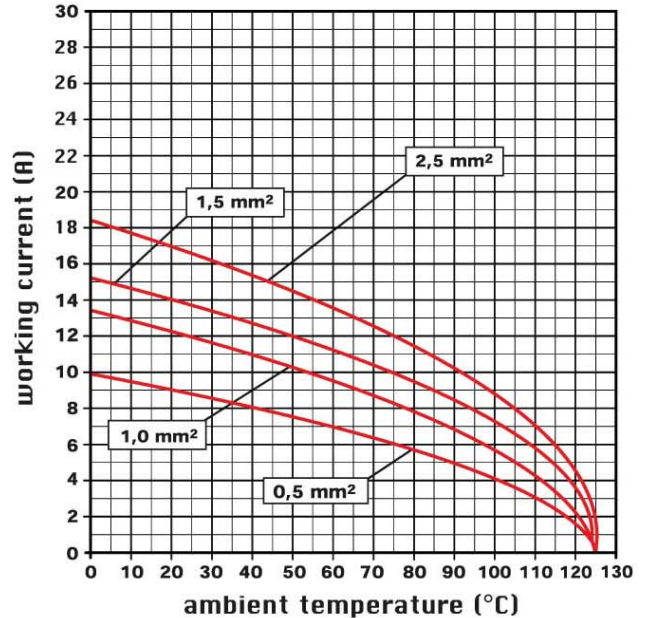


diagram CSH 24 poles



Notes

CSHF/M 24

- characteristics according to EN 61984:

16A 500V 6kV 3

16A 400/690V 6kV 2

- rated voltage according to UL/CSA: 600V

- insulation resistance: > 10 GOhm

- ambient temperature limit: -40 °C ... +125 °C

- are made of self-extinguishing thermoplastic resin UL 94 V0

- mechanical life: > 500 cycles

- contact resistance: < 3 mOhm

- enclosures: size "104.27":

C-TYPE IP65/IP66

C7 IP67 stainless steel lever

V-TYPE IP65/IP66

stainless steel lever

T-TYPE IP65 insulating

JEI zinc-plated steel lever

BIG hoods

W-TYPE aggressive environments

EMC

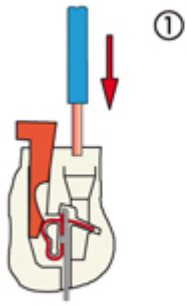
central lever

IP68

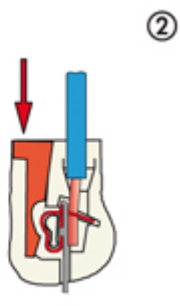
- panel supports:

COB

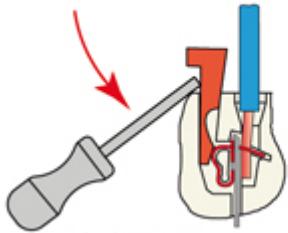
actuator button connections



①



②



3x0,5 mm

Reopening
