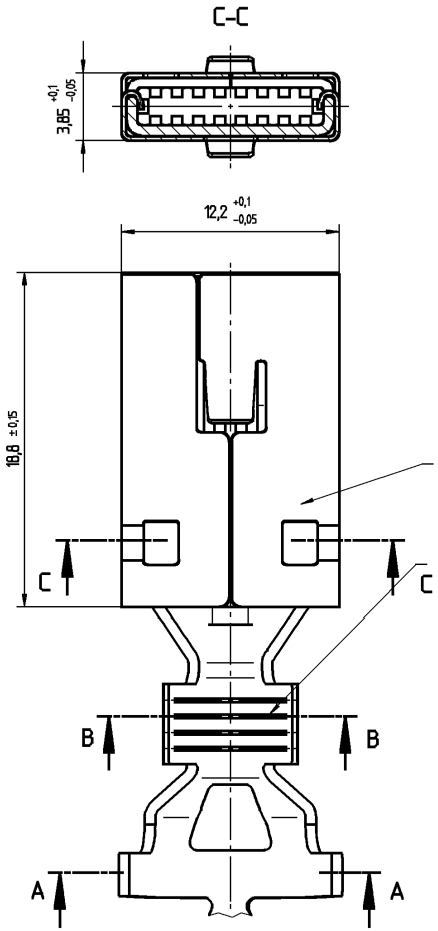

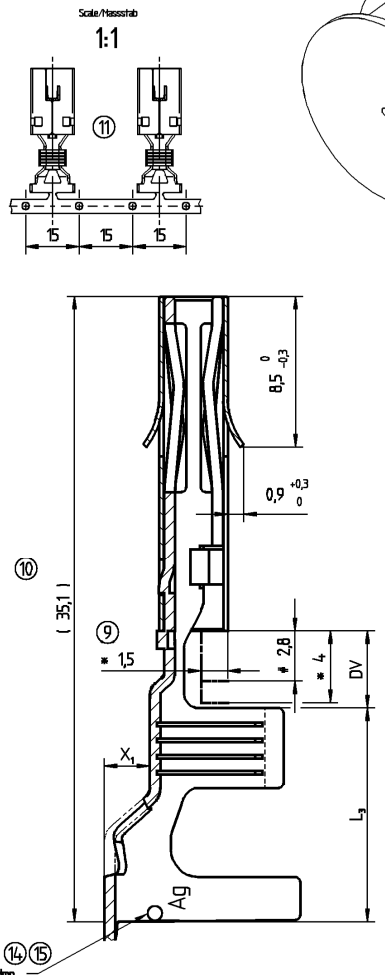

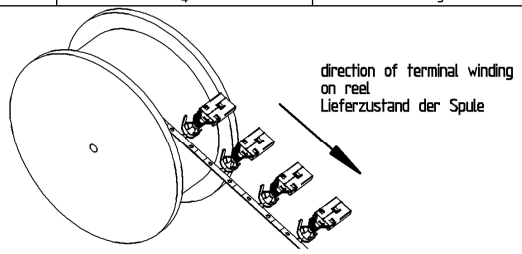

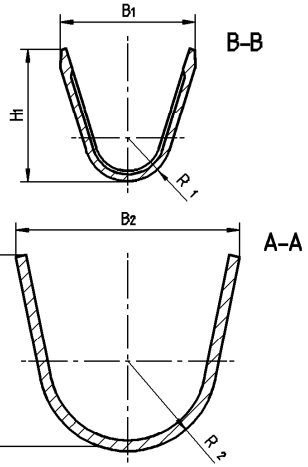

8

Remarks:
- permissible gauge Part-No.: 10757848
- permissible removal tool
  ID-No.: 954 222 / Part-No.: 10714800
- #= minimal space for secondary lock
- *= maximum space for secondary lock
- use according to crimparameters of validation by Packard Process Engeneering
- engageforce reduced for 13641162/ -1164/ -7765/ -7787 and 33130796
- key product caracteristic (KPC) is not required

Bemerkungen:
- zulaessiger Pruefstift Part-No.: 10757848
- zulaessiges Entriegelungswerkzeug
  ID-Nr.: 954 222 / Part-No.: 10714800
- #= minimaler Freiraum fuer Zweitverriegelung
- *= maximaler Freiraum fuer Zweitverriegelung
- Fuer die Verarbeitung gelten die Crimpparameter aus der Crimpvalidation von Delphi Packard Process Engeneering
- Steckkraefte reduziert fuer 13641162/ -1164/ -7765/ -7787 und 33130796
- keine besondere Produktkarakteristik (KPC) erforderlich

12 13 14 15

1) Identification 'Ag' at the outside of crimp for Part-No.: 15408423/ 15458198/ 15482568/ 13641162/ 13647765/ 33130796
1) Identification 'Ag○' at the outside of crimp for Part-No.: 13641164/ 13647787

1) Kennzeichnung 'Ag' aussen auf dem ISO-crimp fuer Part-No.: 15408423/ 15458198/ 15482568/ 13641162/ 13647765/ 33130796
1) Kennzeichnung 'Ag○' aussen auf dem ISO-crimp fuer Part-No.: 13641164/ 13647787

													14		6		16				16		
11,30	.	5,0	2,15	5,0	2,60	11,0	7,50	12,55	7,40	0,60±0,025	f.SnAg	CuNiSi	.	10,0	3	.	1.) sealed	1	33130796	01	18N013
11,30	.	5,0	2,15	5,0	2,60	11,0	7,50	12,55	7,40	0,60±0,025	f.SnAg	CuNiSi	.	10,0	2	.	1.) sealed	1	13647765	01	15MY07
12,05	.	4,25	2,15	5,0	3,00	11,0	9,50	12,55	9,30	0,60±0,025	g.Ag	CuNiSi	.	16,0	2	.	1.) sealed	1	13647787	01	15MY07
11,30	.	5,0	2,15	5,0	2,60	11,0	7,50	12,55	7,40	0,60±0,025	g.Ag	CuNiSi	.	10,0	2	.	1.) sealed	1	13641164	01	15MY07
12,05	.	4,25	2,15	5,0	3,00	11,0	9,50	12,55	9,30	0,60±0,025	f.SnAg	CuNiSi	.	16,0	2	.	1.) sealed	1	13641162	01	15MY07
12,05	.	4,25	2,15	5,0	3,00	11,0	9,50	12,55	9,30	0,60±0,025	f.SnAg	CuNiSi	.	16,0	1	.	1.) sealed	1	- - / 15458198	01	02JN03
12,05	.	4,25	2,15	5,0	3,00	11,0	9,50	12,55	9,30	0,60±0,025	f.Sn3	CuNiSi	.	16,0	1	.	sealed	1	- - / 15458196	01	02JN03
.	.	.	.	.	.	.	.	.	.	0,25±0,015	.	1.4310	.	.	.	.	.	2	- - - / - - -	-	-
11,30	.	5,0	2,15	5,0	2,60	11,0	7,50	12,55	7,40	0,60±0,025	f.SnAg	CuNiSi	FL2G 22	10,0	1	.	1.) sealed	1	- - / 15408423	01	14MY01
11,30	.	5,0	2,15	5,0	2,60	11,0	7,50	12,55	7,40	0,60±0,025	f.Sn3	CuNiSi	FLY	10,0	1	.	sealed	1	406 569 / 107304.08	11	11AU99
11,30	.	5,0	2,40	5,0	2,30	11,0	5,95	12,55	6,25	0,60±0,025	f.SnAg	CuNiSi	.	4,0-6,0	1	.	1.) sealed	1	15482568	01	07JN04
11,30	.	5,0	2,40	5,0	2,30	11,0	5,95	12,55	6,25	0,60±0,025	f.Sn3	CuNiSi	FLRY-B	4,0-6,0	1	.	sealed	1	401 284 / 15327010	11	11AU99
L_3	L_2	DV±0,3	X_1	R_2±0,1	R_1±0,2	H_2±0,2	H_1±0,2	B_2±0,4	B_1±0,2	Material Dicke Thickness	Oberfläche Surface	Werkstoff Material	Ltg.-Typ Cable-Type	Querschn. Cross-section	Kontakt-variante Contact version	Normkammer Cavity	Ausführung Version	Teil Part	ID-Nr.: / Part-No.:	Part-REV	Datum-Date

Zone	DWG Status REV	N/P	CHG	Revision history	Date	Name	Check	St. CHK
	01			Drawing revised Zeichnung ueberarbeitet	23MY95	Pakel	Gut.	R.Wis.
A7	02			Dim. Iso-Terminal modified Masse Iso-Kralle geandert	27JL95	Pakel	Gut.	R.Wis.
	03			Drawing according to die release revised Zeichn. gemaess Wkz-Abn. ueberarbeitet	11JN96	Pakel	Gut.	R.Wis.
A7	04			Dim H_2 was 11,35 Mass H_2 war 11,35	06MY97	Pakel	Red.	R.Wis.
A3	05			ID 406569 for cross-section 10 mm^2 added ID 406569 fuer Querschnitt 10 mm^2 hinzu	05NO97	Pakel	Red.	R.Wis.
A5/A6	06			Material specification added Werkstoffangabe ergeanzt	20JA98	Pakel	Red.	R.Wis.
	07			Drawing with UG new draw up Zeichnung auf UG neu erstellt	16JN99	U/Lap.	Red.	R.Wis.
B4	08			Notes added Bemerkungen hinzu	11AU99	Wehde	Red.	R.Wis.
C5	09			Dim. #1,5/*4,0/#2,8/DV mm added Mass *1,5/*4,0/#2,8/DV mm hinzu	11AU99	Wehde	Red.	R.Wis.
C6	10			Tolerance ±0,3 (dim. 35,1) deleted Toleranz ±0,3 (Mass 35,1) geloescht	11AU99	Wehde	Red.	R.Wis.
F5/F6	11			Views added Ansichten hinzu	11AU99	Wehde	Red.	R.Wis.
A3	12		---	Part-No.: 15408423 added Part-No.: 15408423 hinzu				
B6			---	Identification 'Ag' added Kennzeichnung 'Ag' hinzu				
E7		AA		Dim. 12,2+0,1/-0,05 was 12,3-0,15 Mass 12,2+0,1/-0,05 war 12,3-0,15				
F7		AB		Dim. 3,85+0,1/-0,05 was 3,95-0,15 Mass 3,85+0,1/-0,05 war 3,95-0,15	14MY01	Pakel	Red.	R.Wis.
E/F7	12	AC		Tolerance: -0,05 was +0,05 Massfoleranz: -0,05 war +0,05	08AU01	Pakel	Red.	R.Wis.
A/B4	12	AD		KPC Text added KPC Text hinzu	18DE01	Thof.	Red.	R.Wis.
A3/B6	13		---	Added Part No.: 15458196 / 15458198 Part No.: 15458196 / 15458198 hinzu	02JN03	P.Gwoz	Red.	R.Wis.
A3/B6	14		---	Added Part No.: 15482568 Part No.: 15482568 hinzu	07JN04	Mgrudz	Red.	R.Wis.
A7	14	AA		Dim. 9,50 was 9,10 Mass 9,50 war 9,10				
A7		AB		Dim. 9,30 was 9,00 Mass 9,30 war 9,00	26JL04	M.Kie	Red.	R.Wis.
A3/A8	15		---	Part-No.: 13641162; -1164; -7765; -7787 added Part-No.: 13641162; -1164; -7765; -7787 hinzu				
B6			---	Identification 'Ag*' for 13641164; -7787 added Kennzeichnung 'Ag*' fuer 13641164; -7787 hinzu				
B4		AA		Notes 'engageforce reduces' added Bemerkungen 'Steckkraefte reduziert' hinzu	15MY07	M.Phi	Red.	M.Skr.
B5	15	AB		Symbol 'o' was '*' Zeichen 'o' war '*'	03JL07	M.Phi	Red.	M.Skr.
B3/5	16			Part No. 33130796 added / hinzu Coloumn added / Spalte hinzu	18NO13	Phil	R.Gut	SYS

Scale/Massstab 1:1

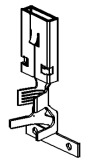

Scale/Massstab 2:1

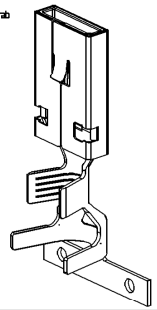

Copying of this document, and giving it to others and the use or communication of the contents thereof, are forbidden without express authority. Offenders are liable to the payment of damages. All rights are reserved in the event of the grant of a patent or the registration of a utility model or design.
Weitergabe sowie Vervielfältigung dieser Unterlage, Verwertung und Mitteilung ihres Inhaltes ist nicht gestattet, soweit nicht ausdrücklich zugestanden. Zuwiderhandlungen verpflichten zu Schadenersatz. Alle Rechte für den Fall der Patenterteilung oder Gebrauchsmuster-Eintragung vorbehalten.

CAD UG UNIGRAPHICS

DELPHI
D - 42119 WUPPERTAL

	Date/Datum	Name
Drawn by Bearbeitet	16JN99	U/Lap.
Checked by Geprueft	06JL99	Pakel
Standard chk. Norm. gepr.	17NO99	R.Wis.

Material Werkstoff: see chart / siehe Tabelle

Plating / Oberflaeche see chart siehe Tabelle

Untoleranced dim Freimasse
< 1 mm = ±0,08
1-12 mm = ±0,15
>12 mm = ±0,25
Angle/Winkel ±4°

Title/Benennung
Receptacle Ducon 9,5x1,2
Assembly, sealed
Flachsteckhuelse Ducon 9,5x1,2
Zusammebau, gedichtet

Projection/Projektion

Drawing-No.:	Page - from	Status	Scale/Massstab
15344676	01 - 01	KZus	5:1 1:1 ; 2:1

Replacement for/Ersatz fuer: 6810.064/K mit Index 0
Drawing- /Ref. No.: ; Zeichnungs- /Teil Nr.: 6810.064/KZus /ID see chart/siehe Tab.
Format: A2

ARCHIVES : 10JL07

DELPHI

CONTROLLED DOCUMENTS ARE ONLY AVAILABLE ON THE SERVER

User: jzogiz
Name: 15344676-CUS01-S01 Date: 03-Dec-13 Time: 14:58
Message: