SYMBOL DEFINITION			MISSING NUMBERS
A DIMENSION WITHOUT AN INSPECTION REPORT SYMBOL (◯) DOES NOT REQUIRE INSPECTION. IT MAY BE CONTROLLED ON AN INDIVIDUAL COMPONENT DRAWING.	TOTAL NO. OF SYMBOLS ON DRAWING	17	
	LAST NO. USED	19	

DWG STATUS DATE	STG	REV	N/P	CHG	ZONE	REVISION HISTORY	AUTH	DR	APVD 1	APVD 2
12APO2	R	01	-	-		15433700 - RELEASED	222327	LEG	GEG	GMC
23MY05	R	02	-	-		12052647 - RESTRICTED AND REPLACED BY 12162000	268283	RTV	JVM	BDG
13JN05	R	03	-	-		12052647 - NON-PHYSICAL REVISION LEVEL DB WAS D1	268863	RH	RH	BDG

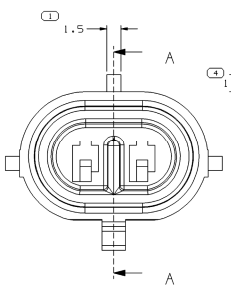

TYPE 102
SAME AS TYPE 101
EXCEPT AS SHOWN

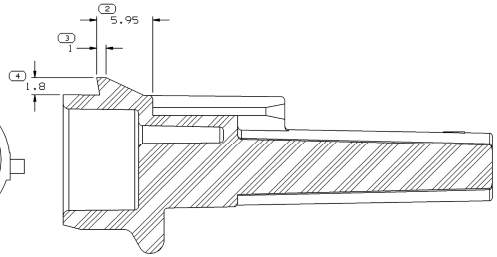

SECTION A-A

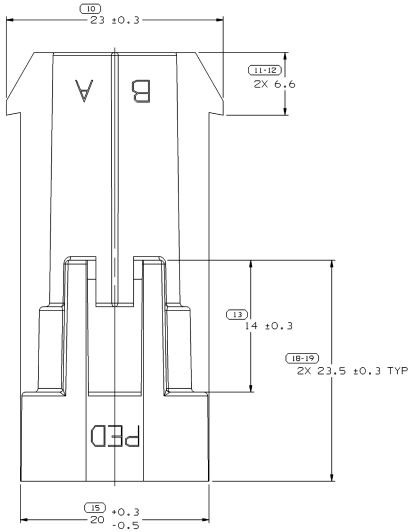

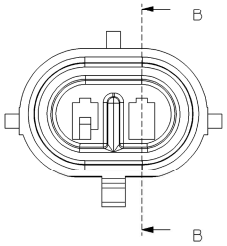

TYPE 103
SAME AS TYPE 102
EXCEPT AS SHOWN

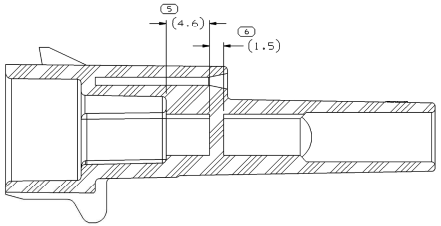

SECTION B-B

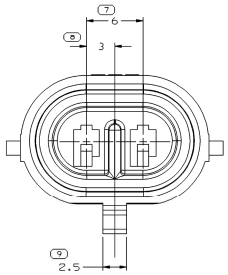

TYPE 101

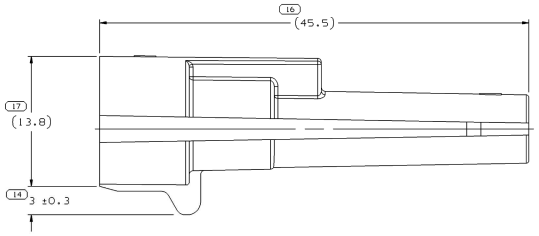

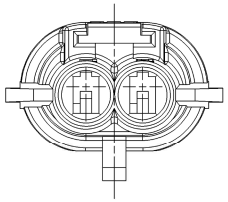

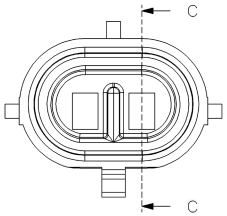

TYPE 104
SAME AS TYPE 102
EXCEPT AS SHOWN

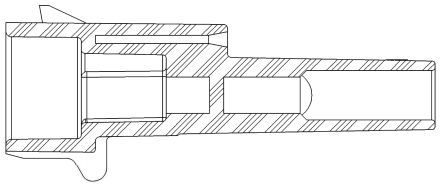

SECTION C-C

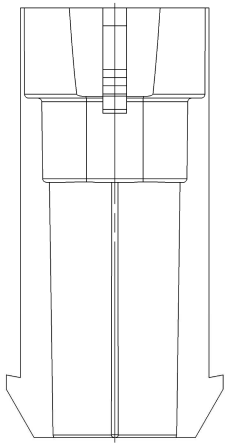

NOTES

1. UNLESS OTHERWISE SPECIFIED AND/OR INDICATED:

   DIMENSIONS ARE TO FACE OF VIEW SHOWN AND AUTOMATICALLY ROUNDED BY COMPUTER FOR INSPECTION. (SEE MATH MODEL FOR PRECISE DIMENSIONS.) FOR ALL OTHER DIMENSIONS NOT SHOWN BUT REQUIRED FOR TOOL BUILD, SEE MATH MODEL FOR PRECISE TOOL PATH DATA.

2. REFERENCE MATING COMPONENTS OR EQUIVALENT:

   CONNECTOR AND SEAL ASSEMBLY 12052641

3. THIS PART ACCEPTS THE FOLLOWING COMPONENTS OR EQUIVALENT:
   SECONDARY TERMINAL LOCK 12052634
   TERMINAL 12045773
   MAX CABLE O.D. 2.8 MM
   CABLE SEAL 12048086

4. MATERIAL RECYCLING CODE PER ISO 11469. (2.31X(0.1) RAISED CHARACTERS AS SHOWN TO BE LOCATED ON ANY EXTERIOR SURFACE. OPTIONAL CONSTRUCTION TO BE NO MATERIAL RECYCLING CODE.

5. (2.31X(0.1) RAISED DELPHI CORPORATE BRAND TO BE LOCATED ON ANY EXTERIOR SURFACE, PREFERABLY VISIBLE AT FINAL ASSEMBLY. OPTIONAL CONSTRUCTION TO BE "PED" OR NO LOGO.

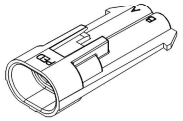

VIEW SCALE DOES NOT
REFLECT ACTUAL PART ZISE

PART NO	REV	N/P	STATUS	TYPE	MATERIAL SPECIFICATION AND COLOR	VOL CM³	BLOCKED CAVITIES	REPLACED BY
15433700	01	-	-	104	M3592012 PA66 HS IM GRA LT	3.592	A,B	-
12162689	A	-	OBSOLETE	103	M3592001 PA66 HS IM BLK	3.755	B	-
12162000	A	-		102	M3592001 PA66 HS IM BLK	3.572	NONE	-
12052647	D8	-	RESTRICTED	101	M3592001 PA66 HS IM BLK	3.568	NONE	12162000

DIMENSIONAL RANGE (MM) FROM	TO	CHART E1							
> 0	20	> 20 30	> 30 70	> 70 100	>100 150	>150 200	>200 250	>250 300	>300 400
TOLERANCE UNLESS OTHERWISE SPECIFIED									
±0.15		±0.2	±0.3	±0.4	±0.5	±0.6	±0.8	±1	±1.2
ANGULAR TOLERANCE ±2°									

15 PROCESS SENSITIVE DIMENSION

DIMENSIONS ENCLOSED IN ( ) INDICATE REFERENCE DIMENSIONS AND NO TOLERANCE LIMITS ARE ESTABLISHED

REFERENCE

THIRD ANGLE PROJECTION

DO NOT SCALE

USE MATH DATA

DWG TYPE: PART DRAWING

TITLE

VOLUME (CM³): SEE CHART

DISTR CODE

UNLESS OTHERWISE SPECIFIED

THIS DOCUMENT IS IN ACCORDANCE WITH ASME Y14.5M-1994 AS AMENDED BY THE ISO GLOBAL STANDARDIZING AND TOLERANCING ADDENDUM - 1997. ALL GEOMETRIC TOLERANCES AND RELATED DATUMS APPLY ONLY WHEN A PERFECT FORM AT MATERIAL CONDITION (MC) IS ASSUMED. UNLESS OTHERWISE IS ESTABLISHED BY ORIENTATION OR LOCATION TOLERANCES, SEPARATE POSITION CALLOUTS MAY BE GIVEN SEPARATELY, REGARDLESS OF DATUM REFERENCE.

ALL DIMENSIONS ARE IN MILLIMETERS

DELPHI

DELPHI PACKARD ELECTRIC SYSTEMS
WARREN, OH

		DATE
DR:		
APVD1	A. LASES	28DE94
APVD2	D. BRANTINGHAM	28DE94
APVD3	D. PADILLA	27FE95
APVD4		
APVD5		

SUBSTANCES OF CONCERN AND RECYCLED CONTENT PER DELPHI-A 10949001

MATERIAL: SEE CHART

DRAWING NAME: TAXI CONN M M/P 150 SLD

DRAWING NUMBER: 12162690

SIZE	SCALE	FRAME NO	SHEET NO	STG	REV	N/P
A0	5:1	1 OF 1	1 OF 2	R	03	-