SYMBOL DEFINITION		
A DIMENSION WITHOUT AN INSPECTION REPORT SYMBOL (□) DOES NOT REQUIRE INSPECTION. IT MAY BE CONTROLLED ON THE INDIVIDUAL COMPONENT DRAWING.	TOTAL NO OF INSPECTIONS REQUIRED	8
	LAST NO. USED	8

MISSING SYMBOLS
NO MISSING SYMBOL NUMBER

DWG STATUS					ZONE	REVISION HISTORY	AUTH	DR	AP/D1	AP/D2
DATE	STG	REV	N/P	CHG						
05NO03	R	01	-	-		ALL PARTS - REDRAWN TO PD	246857	JGR	RCH	JDV
21DE06	R	02	-	-		MATERIAL FOR P/N 12146576 AND 12146501 WAS PM3639285 MATERIAL FOR P/N 12124587,12124582, 12089307,12089040 WAS P1519285	282294	TMF	TMF	TM
05AP11	R	03	-	-		ALL ACTIVE PARTS - ADDED TERMINAL ALIGNMENT VIEWS	413854	JEG	JVM	WAC
25MY12	R	04	-	-		12089306 AND 12089305 - ADDED REPLACED BY COLUMN	418180	JRV	FRE	JRV

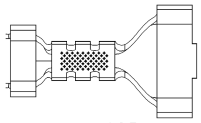

TYPE 102
SAME AS TYPE 101
EXCEPT AS SHOWN

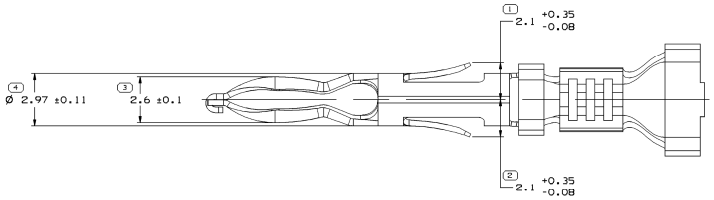

TYPE 101

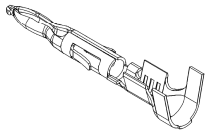

SCALE 5:1

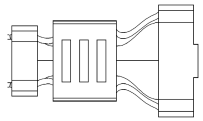

TYPE 103
SAME AS TYPE 101
EXCEPT AS SHOWN

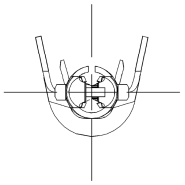

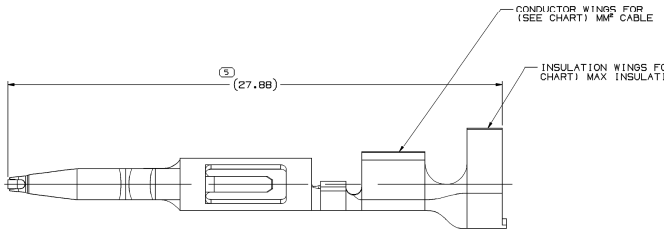

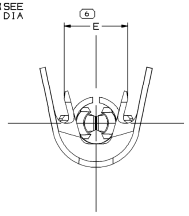

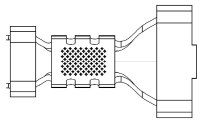

TYPE 104
SAME AS TYPE 101
EXCEPT AS SHOWN

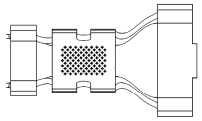

TYPE 105
SAME AS TYPE 101
EXCEPT AS SHOWN

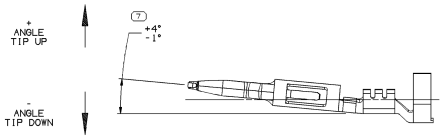

TERMINAL ALIGNMENT (TERMINAL MAKE)
MEASURED FROM BOTTOM OF CORE WING
SCALE 5:1

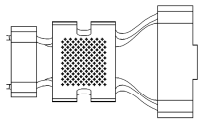

TYPE 106
SAME AS TYPE 101
EXCEPT AS SHOWN

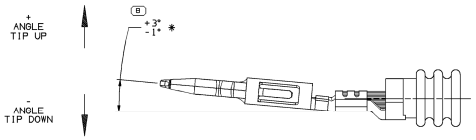

TERMINAL, SEAL AND CABLE ALIGNMENT
MEASURED FROM BOTTOM OF CORE CRIMP
SCALE 5:1

NOTES

1. UNLESS OTHERWISE SPECIFIED AND/OR INDICATED:
   DIMENSIONS ARE TO FACE OF VIEW SHOWN AND AUTOMATICALLY ROUNDED BY COMPUTER FOR INSPECTION (SEE MATH MODEL FOR PRECISE DIMENSIONS). FOR ALL OTHER DIMENSIONS NOT SHOWN BUT REQUIRED FOR TOOL BUILD, SEE MATH MODEL FOR PRECISE TOOL PATH DATA.
2. "PXX" INDICATES "P" PLUS LAST TWO DIGITS OF MAKE DIE SERIES NUMBER (P01, P02, P03, ETC).
3. TERMINAL DESIGNED FOR 3MM² CABLE.
   TERMINAL IS RATED AT 20 AMPERES. DO NOT EXCEED RATED CURRENT.
4. * DENOTES DIMENSIONS MADE AT CUT-OFF AND CRIMP DIE.

PART NO	REV	N/P	STATUS	MAT'L SIZE	MAT'L SPEC	CABLE SIZE (MM²)	MAX. CABLE DIA.	I.D.NO.	TYPE	E±0.4	REPLACED BY
12146576	B3	-		0.320X36.53	M3639285	0.35-0.22	1.86	23	102	2.2	-
12146501	B3	-		0.320X36.53	M3639285	0.8-0.5	3.11	19	104	3	-
12124587	B3	-		0.320X36.53	M1574285	SEE NOTE 3	3.96	11	106	4.6	-
12124582	B3	-		0.320X36.53	M1574285	2-1	3.96	15	105	3.6	-
12089307	B3	-		0.320X36.53	M1574285	0.35-0.22	1.86	23	102	2.2	-
12089306	B1		OBSOLETE	0.320X36.53	P-1519285	SEE NOTE 3	3.96	11	103	4.6	12124587
12089305	B1		OBSOLETE	0.320X36.53	P-1519285	2-1	3.96	15	101	3.6	12124582
12089040	C3	-		0.320X36.53	M1574285	0.8-0.5	3.11	19	104	3	-

4 PROCESS SENSITIVE DIMENSION

DIMENSIONS ENCLOSED IN ( ) INDICATE REFERENCE DIMENSION, HAS NO TOLERANCE (LIMITS ARE ESTABLISHED)

DIMENSIONAL RANGE (MM)	
FROM 0	CHART D
TO 12	> 12

TOLERANCE UNLESS OTHERWISE SPECIFIED
±0.1
±0.2
ANGULAR TOLERANCE ±2°

THIRD ANGLE PROJECTION

DO NOT SCALE
USE MATH DATA

NX

DWG TYPE
PART DRAWING

STYLE

VOLUME (CM³)

DISTR CODE

UNLESS OTHERWISE SPECIFIED
THIS DRAWING IS PD AUGMENTED BUT FOR TOLERANCE AS GATHERED BY THE PM GLOBAL DIMENSIONING AND TOLERANCING HANDBOOK-2001. SEPARATE PATTERNS OF TOLERANCY MAY BE ASSIGNED SEPARATELY REGARDLESS OF DATUM REFERENCES.

ALL DIMENSIONS ARE IN MILLIMETERS

REFERENCE

DELPHI

DELPHI PACKARD ELECTRICAL/ELECTRONIC ARCHITECTURE
WARREN, OH

COPYRIGHT 2003 DELPHI CORPORATION AND/OR ITS AFFILIATES.
ALL RIGHTS RESERVED.
REVISED 2003
THIS DRAWING IS THE PROPERTY OF DELPHI CORPORATION, OR PREDECESSOR, AND CONTAINS INFORMATION THAT IS PROPRIETARY TO DELPHI CORPORATION. AS WELL AS COMMUNICATION OF ANY CONTENT TO OTHERS, WITHOUT EXPRESS AUTHORIZATION IS PROHIBITED.

		DATE
DR		
AP/D1	J.GAVALDON	05NO03
AP/D2	R.CHACON	05NO03
AP/D3	J.DEL VAL	07NO03
AP/D4		
AP/D5		

SUBSTANCES OF CONCERN AND RECYCLED CONTENT PER DELPHI (DP49001)

MATERIAL
SEE CHART

DRAWING NAME
TAXI TERM M W/P SEALED TANG

DRAWING NUMBER
12010088

SIZE	SCALE	TFRAME NO	SHEET NO	STG	REV	N/P
A0	10:1	1 OF 1	1 OF 4	R	04	-

User: 207106
Date: 13-Nov-12 Time: 1:24
Filename: 12010088-(CD03)-R01
Message: