1560

PART NO.	ENG. NO.	
02-06-2101	1560-(P901)	
02-06-2103	1560-(P901)L	
02-06-6101	1560-(561)	
02-06-6102	1560-(561)L	
02-06-6118	1560-(228)	
02-06-6119	1560-(228)L	
02-06-6116	1560-(231)	
02-06-6112	1560-(231)L	
02-06-6100	1560-(550)	
02-06-6103	1560-(550)L	
02-06-6105	**1560-(591)**	
02-06-6104	1560-(591)L	

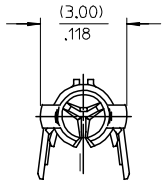

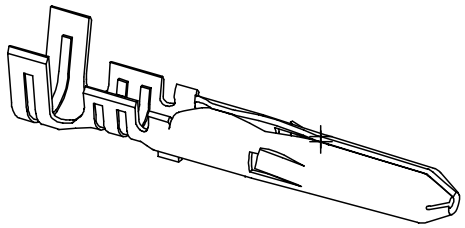

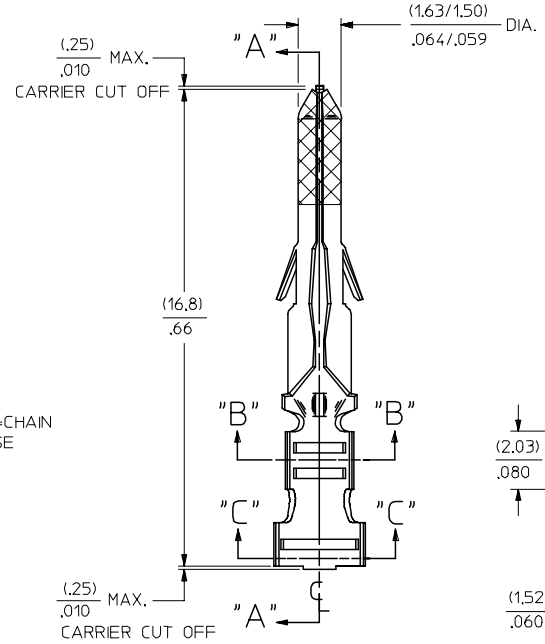

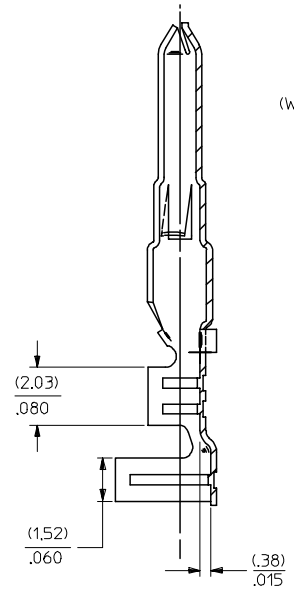

SECT. "A-A"

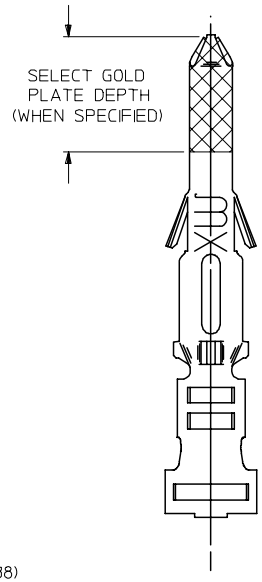

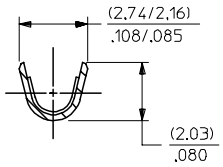

SECT. "B-B"

SCALE:10X

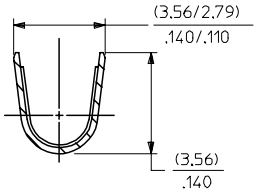

SECT. "C-C"

SCALE:10X

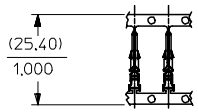

CARRIER VIEW
ACTUAL SIZE

LEGEND

1560-(****)*

- P=PREPLATE / BLANK=POSTPLATE — FINISH CODE
- FORM: BLANK=CHAIN, L=LOOSE

NOTES:

1. MATERIAL: BRASS
2. FINISHES:
   - 901 HOT TIN DIP (.00051)/.000020 MIN.
   - *228 SELECT GOLD PLATE (.00075)/.000030 MIN. IN CONTACT AREA, SELECT TIN (.00250)/.000100 MIN. IN CRIMP AREA OVER (.00125)/.000050 MIN. NICKEL OVERALL.
   - *231 SELECT GOLD PLATE (.00125)/.000050 MIN. IN CONTACT AREA, SELECT TIN (.00250)/.000100 MIN. IN CRIMP AREA OVER (.00125)/.000050 MIN. NICKEL OVERALL.
   - 561 SELECT GOLD PLATE (.00076)/.000030 MIN. IN CONTACT AREA, OVER (.00127)/.000050 MIN. NICKEL OVERALL.
   - 591 SELECT GOLD PLATE (.00127)/.000050 MIN. IN CONTACT AREA, OVER (.00127)/.000050 MIN. NICKEL OVERALL WITH (.000025)/.000010 MAX. GOLD FLASH OVERALL.
   - 550 SELECT GOLD PLATE (.00038)/.000015 MIN. IN CONTACT AREA, OVER (.00076)/.000030 MIN. NICKEL OVERALL WITH (.000025)/.000010 MAX. GOLD FLASH OVERALL.
   - * THE PRIMARY SHIPPING CARTON WILL BE LABELED, "COMPLIANT TO RoHS DIRECTIVE' 2002/95/EC AND ELV ANNEX II OF DIRECTIVE 2000/53/EC", AND CARTONS WITHOUT THIS LABEL MAY CONTAIN PRODUCT WITH TIN-LEAD.
3. PRODUCT SPECIFICATION: PS-02-06
4. PACKAGING INFORMATION: NOT AVAILABLE
5. TERMINAL FOR USE WITH (1.57)/.062 DIA. SERIES HOUSINGS AND WILL ACCEPT 18 THRU 24 AWG WIRE.

REV	DESCRIPTION
AP	REVSE Sn/Pb PLATE REDRAWN TO ME10 UCP2004-2097 RHOLTS 5/07/04
AO	REINSTATE 02066105 UCP2003-1827 ELHAG, 03/02/24
AN	OBSOLETE P/N UCR2002-0270 COMERCI 01/9/25
AM1	ADDED ISO VIEW UCR1998-0248 WANG 98-05-21
AM	REV. & REDRAWN PER ECR 10372 GEP 8-19-87 RW

REFER TO REVISION BLOCK
EC NO: 2004-2097
DRWN: RHOLTS 2004/05/14
CHKD: 2004/05/14
APPR: FSMITH 2004/05/18
REV: AP

QUALITY SYMBOLS: ▼ = 0; (C) = 0

GENERAL TOLERANCES (UNLESS SPECIFIED)

	mm	INCH
4 PLACES	± ---	± ---
3 PLACES	± ---	± .010
2 PLACES	± 0.25	± .014
1 PLACE	± 0.35	± ---
ANGULAR ±1/2°		

DRAFT WHERE APPLICABLE
MUST REMAIN WITHIN DIMENSIONS

SCALE 8:1 | DESIGN UNITS INCH | DIMENSION STYLE IN/MM | THIRD ANGLE PROJECTION | REVISE ON CAD ONLY

DRAWN BY GEP 1987/08/19
CHECKED BY RW 1987/08/19
APPROVED BY RAS 1987/08/19

TITLE: CRIMP TERMINAL, MALE .062 DIA. FOR 18-24 AWG WIRE

molex MOLEX INCORPORATED

MATERIAL NO. SEE CHART | DOCUMENT NO. SD-1560-* | SHEET NO. 1 OF 1

THIS DRAWING CONTAINS INFORMATION THAT IS PROPRIETARY TO MOLEX INCORPORATED AND SHOULD NOT BE USED WITHOUT WRITTEN PERMISSION C

tb_frame_C_P_ME_T
Rev. C 2002/05/05