THIS DRAWING IS UNPUBLISHED
VERWAHRUNG UNVEROEFFENTLICHTE ZEICHNUNG
© COPYRIGHT 2003

RELEASED FOR PUBLICATION MAY 2003
FREI FUER VEROEFFENTLICHUNG
ALL RIGHTS RESERVED.
ALLE RECHTE VORBEHALTEN.

MATED WITH
PASSEND ZU
1418984

LOC	DIST
A1	–

PROJEKT NR.
EGATN03144

REVISIONS
ABAENDERUNGEN

P	LTR	DESCRIPTION / BESCHREIBUNG	DATE	DWN	APVD
	C1	Supplier identification updated	17DEC2009	HKE	ASC
	C2	NEW VERSION ADDED SEE PCN E-13-008763	29MAY2013	NP	FE

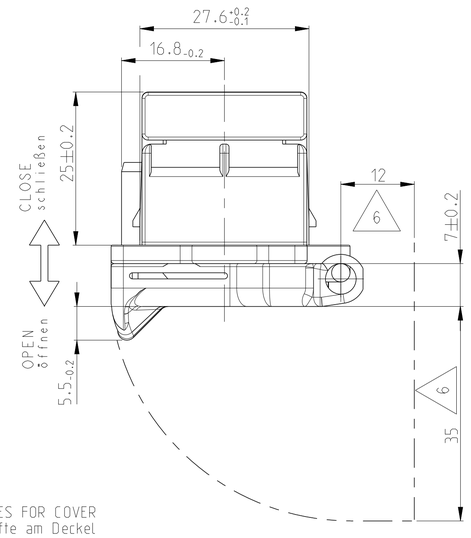

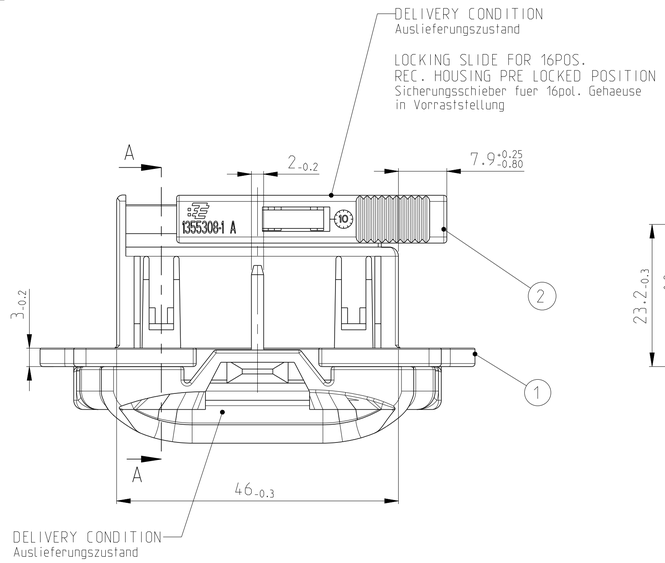

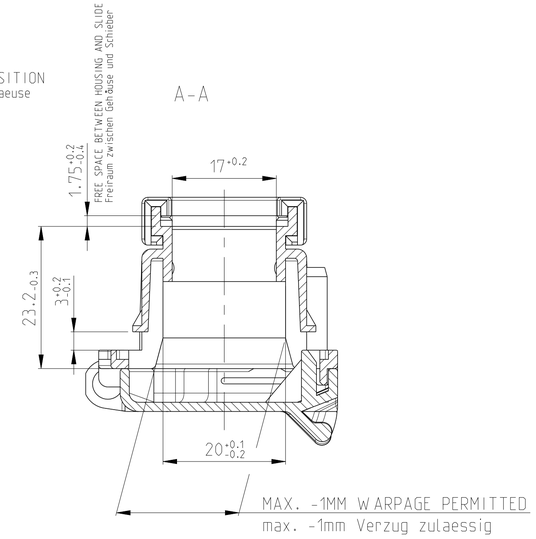

PN 1418985-1
AS SHOWN
dargestellt

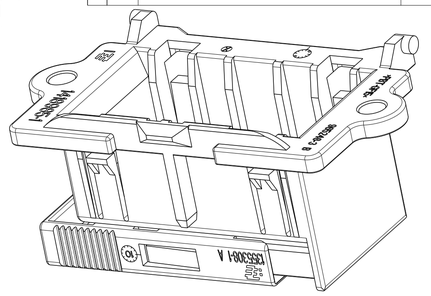

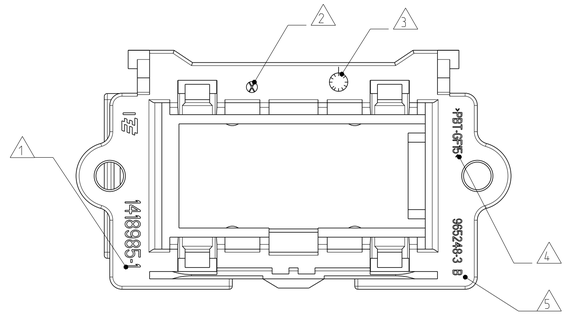

PN 1418985-3
AS SHOWN
dargestellt

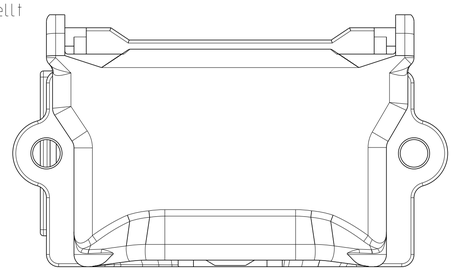

OPERATING FORCES FOR COVER
Betaetigungskraefte am Deckel

OPEN / oeffnen: 35 N ± 8 N
CLOSE / schliessen: 15 N ± 8 N

NOTES
Bemerkungen

1. TE LOGO AND TE ASSY-NUMBER
   TE Logo und TE Assy-Nummer
2. CAVITY MARKING
   Nestmarkierung
3. PRODUCTION DATE
   Produktionsdatum
4. MATERIAL MARKING ACC.TO VDA 260
   Werkstoffkennzeichnung nach
5. REVISION OF THE MOLD
   Werkzeug-Änderungsindex
6. OPERATING FREE SPACE
   Betaetigungsfreiraum
7. ON BOARD DIAGNOSE MARKING
   Fahrzeugdiagnose Kennzeichnung
8. FITS TO 16POS. REC. HOUSING PN 1418984
   Passend zu 16pol. Buchsengehaeuse 1418984
9. LAYER PACKAGING IN CORRUGATED BOX
   Lagenverpackung im Versandkarton
10. TE PART-NUMBER
    TE Teile-Nummer

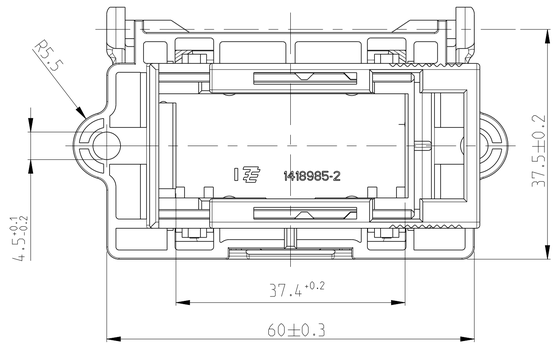

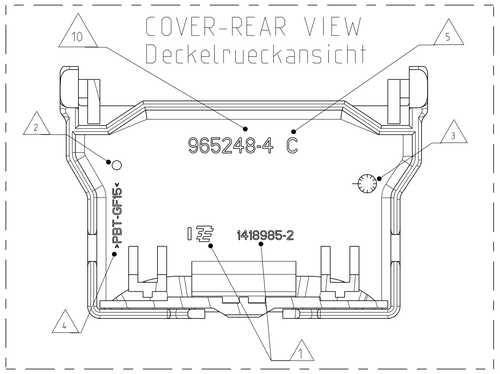

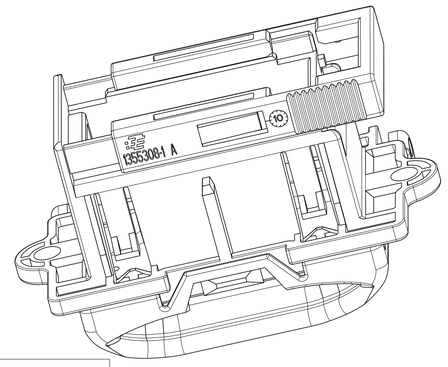

PANEL CUT OUT
Blechausschnitt

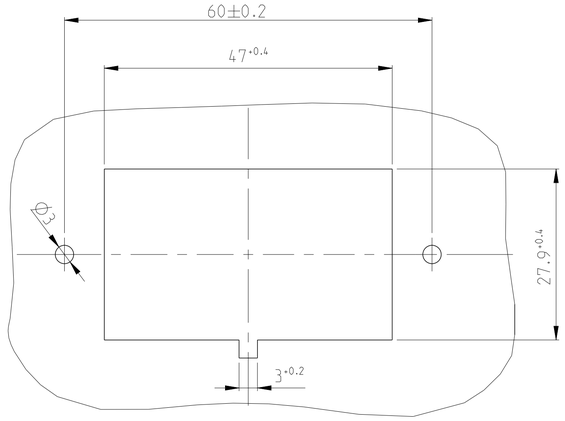

MATERIALTHICKNESS t=2.5+0.2mm
Materialdicke t=2.5+0.2mm

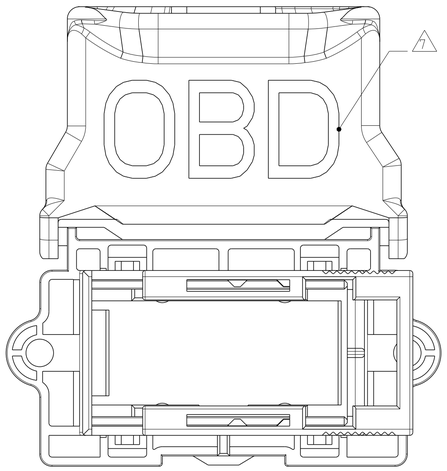

TE ORDER-NO. TE Bestell-Nr.	REV.	WEIGHT (g)	POS.	QTY StÜck	MATERIAL	COLOUR Farbe	DESCRIPTION Beschreibung	ITEM
1418985-3	C	22.5	2	1	PBT-GF10	BLACK/schwarz RAL 9011	SLIDE Schieber	3
			1	1	PBT-GF15	BLACK/schwarz RAL 9011	FRAME WITH COVER Halterahmen mit Deckel	
1418985-2	C	22.5	2	1	PBT-GF10	BLACK/schwarz RAL 9011	SLIDE Schieber	2
			1	1	PBT-GF15	BLACK/schwarz RAL 9011	FRAME WITH COVER Halterahmen mit Deckel	
1418985-1	B	15.5	2	1	PBT-GF10	BLACK/schwarz RAL 9011	SLIDE Schieber	1
			1	1	PBT-GF15	BLACK/schwarz RAL 9011	FRAME WITHOUT COVER Halterahmen ohne Deckel	

PRODUCT FOR BUS AND TRUCK MANUFACTURER ONLY !!
Produkt nur fuer Bus und LKW Hersteller !!

THIS DRAWING IS A CONTROLLED DOCUMENT.
DIESES ZEICHNUNGSDOKUMENT WIRD DURCH APP INCORPORATED KONTROLLIERT.
ANDERUNGEN, DIE DEM TECHNISCHEN FORTSCHRITT DIENEN, SIND VORBEHALTEN.
DEN ZWECK LETZTERER FUER ANDERUNGSMITTEILUNGEN DARAUFHIN SIE AUF ANFRAGE.

DIMENSIONS: MASSE/ABMESSUNG mm
TOLERANCES UNLESS OTHERWISE SPECIFIED: ACC. TO ISO 8015
ACC. TO DIN 9001-140
1 PLC ±
2 PLC ±
3 PLC ±
4 PLC ±
ANGLES/WINKEL ±2°
MATERIAL SEE TABLE siehe Tabelle
FINISH/OBERFLAECHE/FARBE SEE TABLE siehe Tabelle
WEIGHT GEWICHT SEE TABLE

DWN C. Goetz 26MAY2003
CHK Ch. Eberwein
APVD –
PRODUCT SPEC PRODUKTSPEZ. –
APPLICATION SPEC VERARBEITUNGSSPEZ. –

TE Connectivity

NAME
FRAME FOR MICRO TIMER3 REC. HOUSING. 16POS.
Halterahmen fuer Micro Timer3 Buchsengeh.. 16pol.
–

SIZE	CAGE CODE	DRAWING NO ZEICHNUNGS-NR.	RESTRICTED TO NUR FUER
A1		C-1418985	–

CUSTOMER DRAWING /KUNDENZEICHNUNG
SCALE MASSSTAB 2:1 SHEET BLATT 1 OF VON 1 REV C2

4805 (3/11)