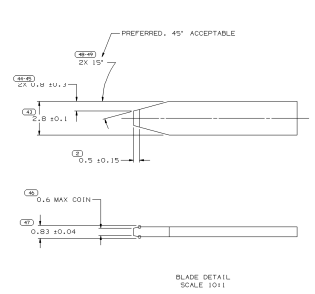

BLADE DETAIL
SCALE 101

NOTES
1. INSPECTION SYMBOLS FOR REFERENCE ONLY

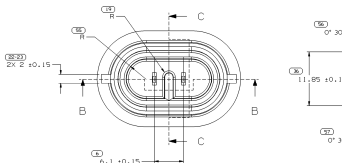

TYPE 101

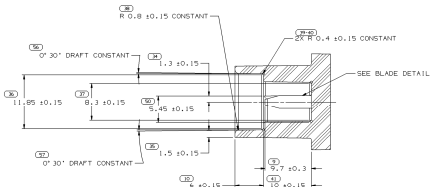

SECTION C-C

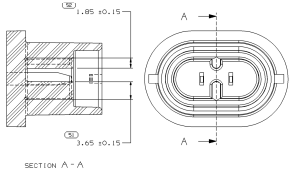

SECTION A-A

TYPE 102
SAME AS TYPE 101
EXCEPT AS SHOWN

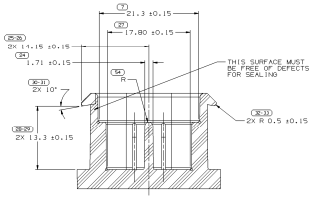

SECTION B-B

NOTES
1. INSPECTION SYMBOLS FOR REFERENCE ONLY

MATING COMPONENT INFORMATION

SYMBOL DEFINITION			MISSING NUMBERS
A DIMENSION WITHOUT AN INSPECTION REPORT SYMBOL ☐ DOES NOT REQUIRE INSPECTION. IT MAY BE CONTROLLED ON AN INDIVIDUAL COMPONENT DRAWING.	TOTAL NO. OF SYMBOLS ON DRAWING	51	1,53,
	LAST NO. USED	61	

DWG STATUS						REVISION HISTORY	AUTH	DR	APPD	APPD
DATE	STS	REV	N/P	CND	ZONE					
22JAN00	R	01	-	-	-	CLEARED REV COLUMN(15393199 - ADDED	000005	MAC	MAC	MEF
20APR01	R	02	-	-	-	ALL PARTS(UPDATED GRAPHICS	208949	RWM	JMM	MEF
11SEP01	R	03	-	-	-	15419253 - RELEASED	213877	RWP	RWP	KM
13OCT01	R	04	-	-	-	15419253 - REF P/N WAS PSMT-14A464-FA	215811	RWP	RWP	KM
24OCT01	R	05	-	-	-	15419253 - REF P/N WAS SMST-14A464-AA	216091	RWP	RWP	KM
06MAR02	M	06	-	-	-	15419253 - UPDATED PDM ATTRIBUTES	210096	DJS	DJS	KM
13MAR02	R	07	-	-	-	15419253 - UPDATED PDM ATTRIBUTES	217256	MAM	MAM	KM
17JUL03	R	08	-	-	-	ALL PARTS - REVISED NOTE	243516	JTS	JTS	EM
11DEC03	R	09	-	-	-	ALL PARTS - ADDED BOM NOTE TO SIM 25+0.2 AND REMOVED DIM Z PLCS	245357	BMB	BMB	EM
11APR04	R	10	-	-	-	(12124819 & (15419253 - UPDATED PDM ATTRIBUTES	252453	MAM	MAM	MTM
28JUL04	R	11	-	-	-	15419253 - ADDED M5132001 MARKER DOT FOIL	253471	JLJ	JLJ	MTM
26JUL04	R	12	-	-	-	(15419253 - REVISED(WAS(15393199 (REDESIGN)	252726	JLJ	JLJ	MTM
27JAN05	R	13	-	-	-	15116139 - RELEASED	267788	MAM	MAM	MAM
31MAR05	R	14	-	-	-	(15419253 - Ø (4) WAS Ø .4	266570	BMS	JAM	MTM
18MAY05	R	15	-	-	-	12124819 - UPDATED PDM ATTRIBUTES	268280	JTS	PKV	MTM

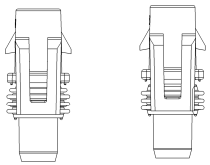

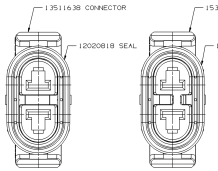

TYPE 104
SAME AS TYPE 101
EXCEPT AS SHOWN

TYPE 102
SAME AS TYPE 101
EXCEPT AS SHOWN

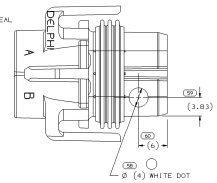

TYPE 103
SAME AS TYPE 101
EXCEPT AS SHOWN

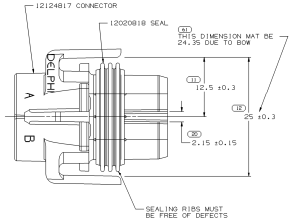

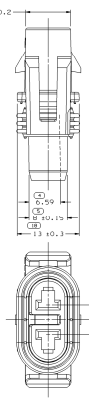

TYPE 101

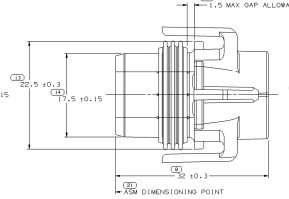

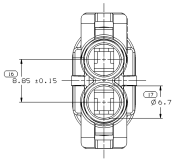

NOTES
1. UNLESS OTHERWISE SPECIFIED AND/OR INDICATED:
   DIMENSIONS ARE TO FACE OF VIEW SHOWN AND AUTOMATICALLY ROUNDED BY COMPUTER FOR INSPECTION (SEE MATH MODEL FOR PRECISE DIMENSIONS). FOR ALL OTHER DIMENSIONS NOT SHOWN BUT REQUIRED FOR TOOL BUILD, SEE MATH MODEL FOR PRECISE TOOL PATH DATA.
2. SEALING CODE 3 - DESIGN WILL PASS SALT FOG AND IMMERSION TEST AFTER CONDITIONING AS SPECIFIED IN ESA-644 (WEATHER-PACK),ESA-710 (METRI-PACK), ESA-650 (UNDERHOOD MICRO-PACK), C-4006 (MOLD CONNECTOR) WHEN MATED TO MATING PART OR EQUIVALENT.
3. THIS PART ACCEPTS THE FOLLOWING COMPONENTS OR EQUIVALENT:
   TERMINAL 12077411
   TABLE, 12020803
   TERMINAL POSITION ASSURANCE LOCK 12146088 OR 12020807
4. TYPE 101 CONNECTOR TO MATE WITH A.N.S.I. BULB TYPE 881, 889 OR EQUIVALENT. TYPE 102 TO MATE WITH A.N.S.I. BULB TYPE 149 OR EQUIVALENT.
5. WHEN PARTS ARE SHIPPED, THEY MUST BE PACKED IN PLASTIC BAGS OR SHIPPING CONTAINERS MUST BE LINED WITH PLASTIC LINERS. BAGS OR LINERS MUST BE SEALED TO AVOID ENTRY OF FOREIGN MATTER.
6. FOR PARTS NUMBERS WITH ADHESIVE, USE M3(1000) OR ADHESIVE APPROVED BY MATERIALS ENGINEERING TO GLUE CONNECTOR SEAL TO CONNECTOR.
7. REFERENCE P/N TYPE 103 FORD 2M5T-14A464-NA

P/N WITH ADHESIVE	REV	N/P	TYPE	STATUS	P/N WITHOUT ADHESIVE	REV	N/P	TYPE	STATUS
-	-	-	-	-	15116139	01	-	104	-
-	-	-	-	-	15419253	01	A6	103	-
-	-	-	-	-	15393199	01	AD	102	-
12186691	A2	-	101	-	12124819	A7	-	101	-

DRAWING NUMBER							
12186800							
SIZE	SCALE	FRAME NO	SHEET NO	TOTAL	REV	STATE	
A1x3	4:1	2 OF 2	1 OF 1	R	15	-	

DELPHI
DELPHI PACKARD ELECTRIC SYSTEMS
WARREN, OH

		DATE
CR		
APPD	J.L. IRAGORRI	17AUG96
APPD	A. UGALDE Ø	21AUG96
APPD	J. BURGOS	15OCT96
APPD		
APPD	SUBSTANCES OF CONCERN ARE REVIEWED AGAINST CURRENT PDM (DELPHI) SPECIFICATIONS	

DESCRIPTION
PART DRAWING

DRAWING NAME
TAXI CONN 2 F M/P 280 SLD

DRAWING NUMBER
12186800

SIZE	SCALE	FRAME NO	SHEET NO	TOTAL	REV	STATE
A1x3	4:1	1 OF 2	1 OF 1	R	15	-

DWG TYPE: PART DRAWING
STYLE
PRIME CNT / SECDY CNTR

UNLESS OTHERWISE SPECIFIED
DATA CONTAINED IN THIS DRAWING IS THE PROPERTY OF DELPHI ELECTRONICS AND ELECTRICAL SYSTEMS AND CONTAINS INFORMATION THAT IS PROPRIETARY TO DELPHI. ANY REPRODUCTION OR DISCLOSURE TO THIRD PARTIES IS STRICTLY PROHIBITED WITHOUT WRITTEN CONSENT.

ALL DIMENSIONS ARE IN MILLIMETERS

(13) PROCESS SENSITIVE DIMENSION REFERENCE

DIMENSIONS INCLUDED IN | DIMENSIONS NOT INCLUDED IN
NATURAL FINISH(NF) OR IN TOLERANCE

DIMENSIONAL RANGE (MM)
FROM 0 TO 25 | 25 TO 75 | 75TO 150 | 150TO 300 | 300 TO 600 | 600 TO 1000 | 1000 TO 2000 | 2000 TO 4000
-0.2 | -0.3 | -0.4 | -0.5 | -0.6 | -0.8 | -1.0 | -1.2

THIRD ANGLE PROJECTION

DO NOT SCALE

USE MATH DATA

MATERIAL
FINISH