



inserts:		page
CDD .....	42 poles + ⊕	55
CQE .....	18 poles + ⊕	75
CN .....	10 poles + ⊕	81
CCE .....	10 poles + ⊕	88
CNE, CSE.....	10 poles + ⊕	89
CSS .....	10 poles + ⊕	100
CTE, CTSE.....	10 poles + ⊕	107
CMSE .....	3+2 (aux) poles + ⊕	114
CMCE .....	3+2 (aux) poles + ⊕	114
CX .....	8/24 poles + ⊕	129
MIXO .....	3 modules	137-151

insert centre distance:  
57 x 27 mm

**bulkhead mounting housings with 2 levers or 4 pegs**



**bulkhead mounting housings with single lever**

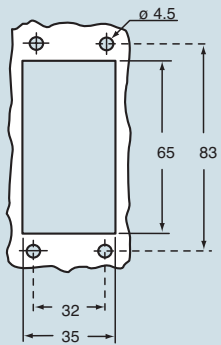


description	part No.	part No.
with lever/s	<b>CHI 10</b>	<b>CHI 10 L</b>
with pegs <sup>1)</sup>	<b>CHI 10 C</b>	
with pegs and aluminium cover <sup>1)</sup>	<b>CHI 10 CS</b>	
with pegs and plastic cover <sup>1)</sup>	<b>CHI 10 CP</b>	
with lever and cover		<b>CHI 10 LS</b>

<sup>1)</sup> May be combined with hoods:  
- CHO/CAO 10 X and CHV/CAV 10 X  
- MHO/MAO 10 X and MHV/MAV 10 X

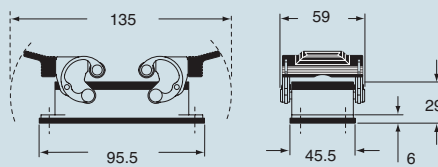
**N.B.:** the enclosures ensure IP66 protection (or IP65 cover versions) rating when mated and locked with the closing levers.  
The cover (CS, CP) only ensures mechanical protection, but does not ensure IP65 protection rating.

panel cut-out for bulkhead mounting housings in mm

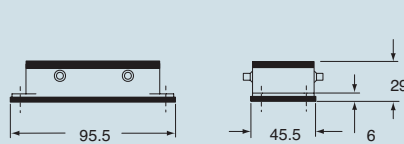


dimensions in mm

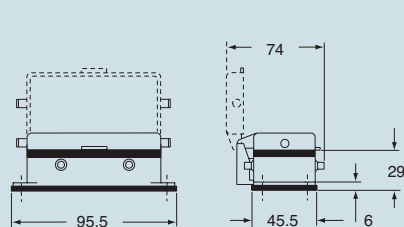
**CHI**



**CHI C**

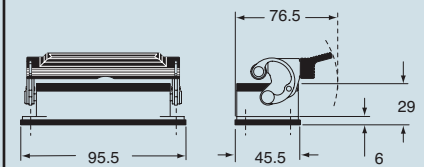


**CHI CS/CP**

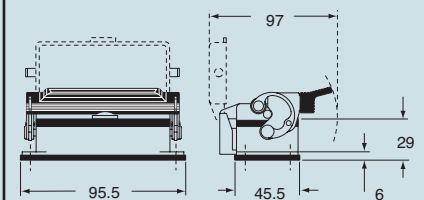


dimensions in mm

**CHI L**



**CHI LS**



**CAUS**® Type 4/4X/12

(excluding enclosures with plastic cover)

dimensions indicated are not binding and may be changed without notice

size 57.27