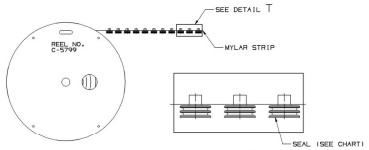

SEAL/MYLAR ASSEMBLY DETAIL

NOTES

1. THE MYLAR TAPE IS ONLY A CARRIER USED AS A PROCESS AID AND IS NOT PART OF THE FINAL HARNESS ASSEMBLY.
2. WHEN PARTS ARE SHIPPED, THEY MUST BE PACKED IN PLASTIC BAGS OR SHIPPING CONTAINERS MUST BE LINED WITH PLASTIC LINERS. BAGS OR LINERS MUST BE SEALED TO AVOID ENTRY OF FOREIGN MATTER.

SCALE NONE

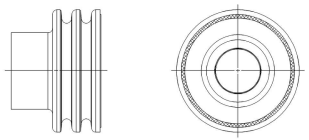

OPTIONAL CONSTRUCTION 1
(ANTI-STICK RING)

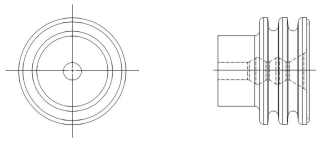

OPTIONAL CONSTRUCTION 2
THIS IS THE PREFERRED CONSTRUCTION FOR NEW TOOL BUILDS
(ANTI-STICK RING)

SYMBOL DEFINITION			MISSING SYMBOLS
A DIMENSION WITHOUT AN INSPECTION REPORT SYMBOL OR DOES NOT REQUIRE INSPECTION. IT MAY BE CONTROLLED ON THE INDIVIDUAL COMPONENT DRAWING.	TOTAL NO OF INSPECTIONS REQUIRED	7	NO MISSING SYMBOL NUMBER
	LAST NO. USED	5	

DWG STATUS						REVISION HISTORY				
DATE	STA	REV	N/P	DWN	DATE		AUTH	DR	APVD	APVD
16NOV99	R	001	-	-		REDRAWN TO PD	990009	JJ2	MCH	RH
16NOV99	R	002	-	-		15324993-97 - RELEASED	990005	JJ2	MCH	RH
07NOV00	R	003	-	-		15324993-97 - REVISED	000978	JJ2	JCW	JR
07NOV00	R	004	-	-		15397197 - RELEASED	000005	HH	JCW	JR
15MAR04	R	05	-	-		12052648 & 12052387 PER MIN ENG RELTS1 ALL PARTS - UPDATED MATERIAL SPECS	251587	RH	RH	MP
18NOV04	-	06	-	-		- 12052387 & 12052648 - REVISED DRAWING (DRAFT) (12052648 - REVISED DIM "D"	261372	JG	JG	MP
03NOV06	R	07	-	-		ALL ACTIVE PARTS - ADDED SEALING RIBS VIEWS, OVERALL LENGTH LABEL, SEALING RING LABEL, ANTI-STICK RING OPTIONAL CONSTRUCTION VIEW, TYPE 302 (PLUS) REMOVED OPTIONAL CONSTRUCTION VIEWS, CONSTRUCTION LINE VIEWS, TYPES 302 DIM D TO 0.2 FOR TYPE 302, COLLARS REMOVED FROM TYPE 303 (PLUS), ADDED (15324993-97) TO PARTS LIST, SPEC WAS 42948; & ADDED ALTERNATE MFT'L SPEC	285215	JBD	TRB	MPM
08JAN07	M	08	-	-		10730241, 15344991, 15344992 & 10730240 - ADDED PART NUMBERS AS MYLAR ASSEMBLIES	400035	JTV	TRB	MPM

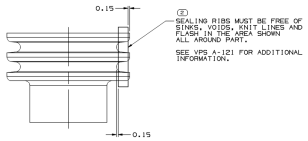

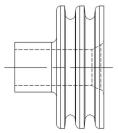

TYPE 302
SAME AS TYPE 301
EXCEPT AS SHOWN

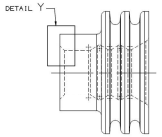

TYPE 303
SAME AS TYPE 301
EXCEPT AS SHOWN

DETAIL Y
SCALE 2:1

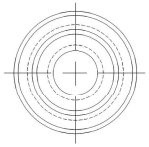

TYPE 301

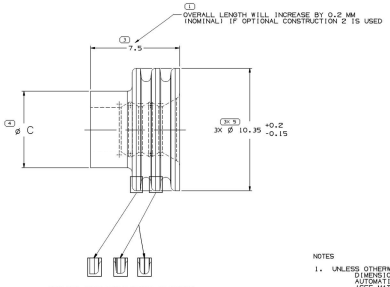

NOTES

1. UNLESS OTHERWISE SPECIFIED AND/OR INDICATED:
   DIMENSIONS ARE TO FACE OF VIEW SHOWN AND AUTOMATICALLY ROUNDED BY COMPUTER FOR INSPECTION. (SEE MATH MODEL FOR PRECISE DIMENSIONS.) FOR ALL OTHER DIMENSIONS NOT SHOWN BUT REQUIRED FOR TOOL BUILD. SEE MATH MODEL FOR PRECISE TOOL PATH DATA.
2. PARTS ARE TO BE PACKAGED IN SEALED PLASTIC BAGS. GROSS WEIGHT INCLUDING CARTON IS NOT TO EXCEED 34 POUNDS.
3. TO IMPROVE SEAL TO LEAD PROCESSING ON SLIPPERY OR SMOOTH CABLE INSULATION, THE APPLICATION ENGINEER MAY SPECIFY THE NEXT SMALLER SEAL SIZE P/N IN PLACE OF THE INDICATED SEAL FOR THE "CABLE O.D." LISTED IN THE CHART.

				15397197	01	AB		M3469002	BLK	M3466002	J01	4.5 - 7.61	6	0.305	
				15324997	01	AC		M3469038	TAN	M3466038	J01	2.15-1.65	6	0.363	12077759
				15324996	01	AC		M3469008	BLU	M3466008	J01	4.3-3.61	6	0.305	12052648
				15324995	01	AC		M3469037	DK RD	M3466037	J01	2.85-2.01	6	0.257	12052388
				15324994	01	AC		M3469003	GRA	M3466003	J01	3.75-2.81	6	0.335	12052387
				15324993	01	AC		M3469007	GRN	M3466007	J01	5.15-4.4	6.5	0.293	12052389
	12077760	A2	-	12077759	B3	-		M2261029	TAN	M22610108	J01	2.15-1.65	6	0.363	15324997
	12092860	A2	-	12052648	D2	AB		M3471008	BLU		J01	4.5-3.61	6	0.305	15324996
	12092859	A2	-	12052388	A3			M22610119	DK RD		J01	2.85-2.01	6	0.257	15324995
	12092858	A2	-	12052387	D3	AB		M3471003	GRA	M22610112	J01	3.75-2.81	6	0.335	15324994
	12092857	A2		12052389	A3			M3471007	GRN		J01	5.15-4.4	6.5	0.293	15324993
				12045712	A2	OBSOLETE		M22610011	GRN		J02	4.21-1.5	4.85	0.275	
PART NO	REV	N/P	STATUS	PART NO	REV	N/P	STATUS	MATERIAL SPECIFICATION	COLOR (REF ONLY)	ALTERNATE MATERIAL SPECIFICATION	TYPE	CABLE O.D. ±0.05	C	VOL CMF	EQUIVALENT CABLE SEAL
MYLAR & CABLE SEAL ASM				CABLE SEAL						SEE NOTE #3					

DRAWING TYPE	PART DRAWING
STYLE	
VALUE CHART	SEE CHART
DESIGN CODE	D
UNLESS OTHERWISE SPECIFIED	THIS DRAWING IS A REFERENCE DRAWING AND CAN BE USED TO MAKE PARTS. THE DRAWING MUST BE CONSISTENT WITH THE MATH MODEL. DIMENSIONS ARE ROUNDED OF MATH MODEL. DIMENSIONS ARE ROUNDED TO 3 PLACES OF THE MATH MODEL. DIMENSIONS ARE ROUNDED TO 2 PLACES OF THE MATH MODEL.
ALL DIMENSIONS ARE IN MILLIMETERS	
REFERENCE	
⊗ PROCESS SENSITIVE DIMENSION	
DIMENSIONS LABELED "REF" & TOLERANCES ARE REFERENCE ONLY.	
DIMENSIONS ARE ROUNDED TO 3 PLACES OF THE MATH MODEL.	
ALL DIMENSIONS ARE ROUNDED TO 2 PLACES OF THE MATH MODEL.	
THIRD ANGLE PROJECTION	
SCALE	NONE
DATA	USE MATH DATA
DELPHI	
DELPHI PACKARD ELECTRIC SYSTEMS WARREN, OH	
	DATE
DR	
APVD	J. HOUSELMAN 13JAN97
APVD	T. BUCKEY 24JAN97
APVD	A. HERMANN 21JAN97
APVD	
APVD	
	SUBSTITUTIONS OF UNKNOWN AND REVISED CARTOON PER DELPHI (DRAFT)
SIZE	SCALE
SEE CHART	
SPECIFIC TYPE	TAXI SEAL CBL IN M/P
SPECIFIC NUMBER	1201 0295
SIZE	A1x3
SCALE	1:1
TRACE SET	1 OF 2
SHEET NO	3 OF
REV	R
CHG	08
TYP	-