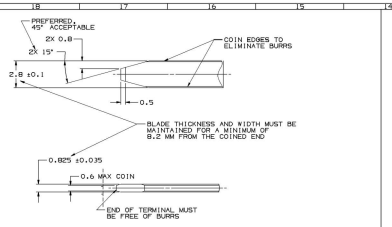

MATERIAL SPECIFICATIONS

RECOMMENDED

BASE METAL - CDA-210, GILDING, EXTRA SPRING TEMPER

PLATING - 0.0050±0.0025 MM THICK TIN

MINIMUMS

ELECTRICAL CONDUCTIVITY - ≥ 20% IACS @ 20°C. USE OF A MATERIAL WITH CONDUCTIVITY < 20% IACS MUST BE APPROVED BY PACKARD ELECTRIC MATERIALS ENGINEERING

TENSILE STRENGTH - 407 MPa

PLATING - FOR LOW ENERGY (≤ 5V) AND NON-PASSENGER COMPARTMENT POWER CIRCUITS, 0.0050±0.0025 MM THICK TIN. FOR MATERIALS CONTAINING 10% OR MORE ZINC, AN UNDERPLATE OF COPPER 0.0050±0.0025 MM THICK IS REQUIRED

MATING BLADE INFORMATION

SCALE 8:1

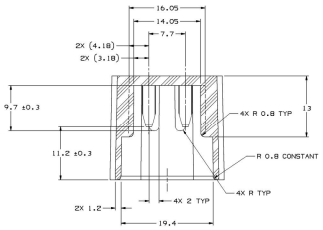

SECTION B-B

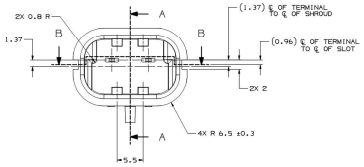

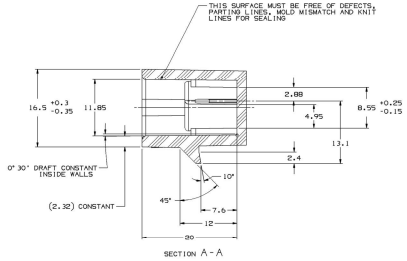

SECTION A-A

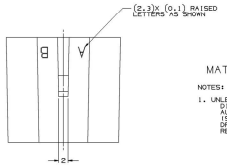

MATING CONNECTOR INFORMATION

NOTES:

1. UNLESS OTHERWISE SPECIFIED AND/OR INDICATED:
   DIMENSIONS ARE TO FACE OF VIEW SHOWN AND AUTOMATICALLY ROUNDED BY COMPUTER FOR INSPECTION. (SEE MATH MODEL FOR PRECISE DIMENSION)
   DRAFT IS 1° ON ALL OUTSIDE SURFACES
   RECOMMENDED MATERIAL - GLASS FILLED POLYESTER OR NYLON 66

SYMBOL DEFINITION			MISSING SYMBOLS
A DIMENSION WITHOUT AN INSPECTION REPORT SYMBOL (ref) DOES NOT REQUIRE INSPECTION. IT MAY BE CONTROLLED ON THE INDIVIDUAL COMPONENT DRAWING.	TOTAL NO OF INSPECTIONS REQUIRED	6	NO MISSING SYMBOL NUMBER
	LAST NO. USED	6	

DWG STATUS DATE	STS	REV	N/P	DAB	NOTE	REVISION HISTORY	AUTH	DR	VPI	VPQA	VPE
22MAR02	R	01	-	-		CLEANED REV COLUMN, ALL ACTIVE PARTS - ADDED DIMENSIONS IS PLAN AND REVISED MATING CONNECTOR GRAPHICS	Z13682	HH	RDV	RC	
14FEB07	R	02	-	-		1.3 MAX GAP ALLOWABLE WAS 1.0 ±0.3 MAX GAP ALLOWABLE	490528	MM	MM	MPC	
07AUG09	R	03	-	-		ALL PARTS - ADDED APLICATION DATA NOTE: (12129927) - REINSTATED AND RESTRICTED	498287	CBS	JAN	PHG	
28JAN11	R	04	-	-		13862240 - RELEASED	413194	MPC	JAN	GEM	

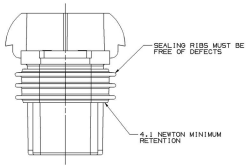

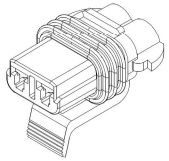

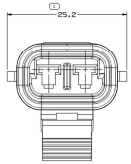

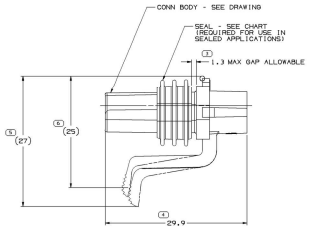

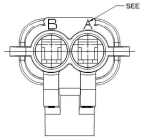

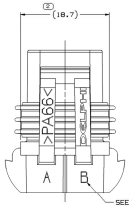

NOTES

1. UNLESS OTHERWISE SPECIFIED AND/OR INDICATED:
   DIMENSIONS ARE TO FACE OF VIEW SHOWN AND AUTOMATICALLY ROUNDED BY COMPUTER FOR INSPECTION (SEE MATH MODEL FOR PRECISE DIMENSIONS). FOR ALL OTHER DIMENSIONS NOT SHOWN BUT REQUIRED FOR TOOL BUILD, SEE MATH MODEL FOR PRECISE TOOL PATH DATA.
2. SEALING CODE 3 - DESIGN WILL PASS SALT FOG AND IMMERSION TEST AFTER CONDITIONING AS SPECIFIED IN ESA-644 (WEATHER-PACK), ESA-710 (METRI-PACK), ESA-050 (UNDERHOOD MICRO-PACK), C-4006 (WORLD CONNECTOR), ETC WHEN MATED TO MATING PART OR EQUIVALENT
3. WHEN PARTS ARE SHIPPED THEY MUST BE PACKED IN PLASTIC BAGS, OR SHIPPING CONTAINERS MUST BE LINED WITH PLASTIC BAGS. THE CONNECTORS MUST BE SEALED TO AVOID ENTRY OF FOREIGN MATTER.
4. CAVITY IDENTIFICATION LETTERS TO BE LOCATED ON BARRELS AND/OR RAIL.
5. PARTIS1 RESTRICTED FOR USE IN BRASIL ONLY. REFER TO CHART FOR SPECIFIC RESTRICTED PART NUMBERS.
6. FOR APPLICATION DATA SEE THE INDIVIDUAL APPLICATION DRAWINGS.
7. THIS PRODUCT IS NOT CATEGORIZED AS AN APPEARANCE ITEM, MINOR IMPERFECTIONS INCLUDING, BUT NOT LIMITED TO, FLOW MARKS, COLOR BLEMISHES, GATE VESTIGE, AND SOFT FLASH THAT DO NOT AFFECT THE FIT, FORM, OR FUNCTION OF THE PART ARE PERMISSIBLE PER DPNP-4.7-CS-01.
8. FOR PART NUMBER WITH ADHESIVE, USE MS10001 OR ADHESIVE APPROVED BY MATERIALS ENGINEERING TO GLUE CONNECTOR SEAL TO CONNECTOR.

PART NO WITH ADHESIVE	REV	N/P	STATUS	PART NO WITHOUT ADHESIVE	REV	N/P	STATUS	RESTRICTED USAGE	REPLACED BY	CONN BODY	CONN SEAL
-	-	-	-	12162493	A10	-	-			12162493	12129928
-	-	-	-	12120027	A1	-	-	RESTRICTED-SEE NOTE 5	12162493	15300008	12120028
13862240	01	-	INACTIVE	15300027	B9	-	-			15300008	15300020

DRAWING NAME							
12129929							
SIZE	SCALE	PAGE NO	SHEET NO	TOTAL SHEETS	REV	N/P	STP
A1x3	4:1	2 OF 2	1 OF 1	R	04	-	

DRAWING NAME							
12129929							
SIZE	SCALE	PAGE NO	SHEET NO	TOTAL SHEETS	REV	N/P	STP
A1x3	4:1	1 OF 2	1 OF 1	R	04	-	

DELPHI

DELPHI PACKARD ELECTRICAL/ELECTRONIC ARCHITECTURE
PANEL 36

		DATE
DR		
UPVRI	T. WESTON	01.4.02
UPVRE	T. WESTON	01.4.02
UPVRI	K. RICHARDS	14.4.02
UPVRH		
UPVRS		

SUBSTITUTES OF CHROMIUM AND RECYCLED CONTENT PER DELPHI (EMPREG)

DRAWING TYPE
NEW DRAWT

DRAWING NAME
TAXI ASM CONN F M/P 280 SLD

DRAWING NUMBER
12129929

DRAWING NAME							
12129929							
SIZE	SCALE	PAGE NO	SHEET NO	TOTAL SHEETS	REV	N/P	STP
A1x3	4:1	1 OF 2	1 OF 1	R	04	-	

PART DRAWING

DELPHI PACKARD ELECTRIC SYSTEMS
UNLESS OTHERWISE SPECIFIED DIMENSIONS ARE MILLIMETERS

DIMENSIONS ARE AFTER PLATING

REFERENCE

PROJECTION

USE MATH DATA

NX

DELPHI