SYMBOL DEFINITION		
A DIMENSION WITHOUT AN INSPECTION REPORT SYMBOL (□) DOES NOT REQUIRE INSPECTION. IT MAY BE CONTROLLED ON THE INDIVIDUAL COMPONENT DRAWING.	TOTAL NO OF INSPECTIONS REQUIRED	8
	LAST NO. USED	8

MISSING SYMBOLS
NO MISSING SYMBOL NUMBER

DWG STATUS DATE	STG	REV	N/P	CHG	ZONE	REVISION HISTORY	AUTH	DR	AP/01	AP/02	AP/03
05NO03	R	01	-	-		ALL PARTS - REDRAWN TO PD	246857	JGR	RCH	JDV	
21DE06	R	02	-	-		MATERIAL FOR P/N 12146576 AND 12146501 WAS PM3639285 MATERIAL FOR P/N 12124587,12124582, 12089307,12089040 WAS P1519285	282294	TMF	TMF	TM	
05AP11	R	03	-	-		ALL ACTIVE PARTS - ADDED TERMINAL ALIGNMENT VIEWS	413854	JEG	JVM	WAC	
25MY12	R	04	-	-		12089306 AND 12089305 - ADDED REPLACED BY COLUMN	418180	JRV	FRE	JRV	

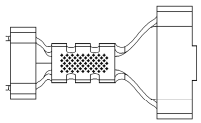

TYPE 102
SAME AS TYPE 101
EXCEPT AS SHOWN

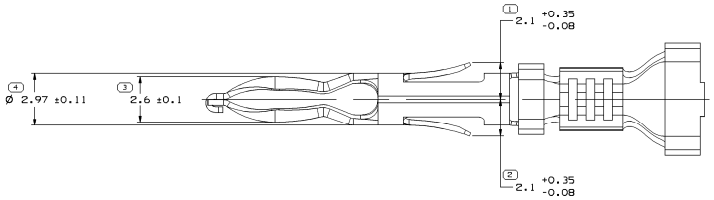

TYPE 101

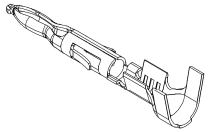

SCALE 5:1

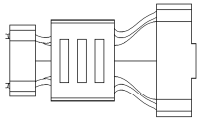

TYPE 103
SAME AS TYPE 101
EXCEPT AS SHOWN

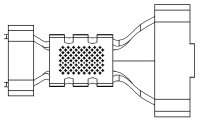

TYPE 104
SAME AS TYPE 101
EXCEPT AS SHOWN

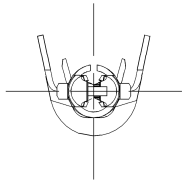

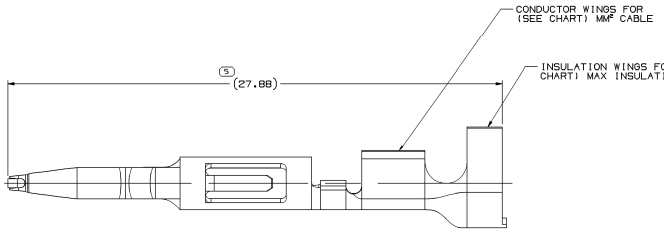

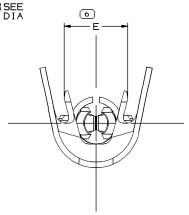

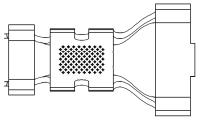

TYPE 105
SAME AS TYPE 101
EXCEPT AS SHOWN

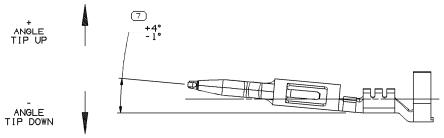

TERMINAL ALIGNMENT (TERMINAL MAKE)
MEASURED FROM BOTTOM OF CORE WING
SCALE 5:1

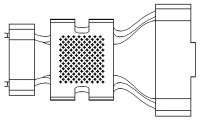

TYPE 106
SAME AS TYPE 101
EXCEPT AS SHOWN

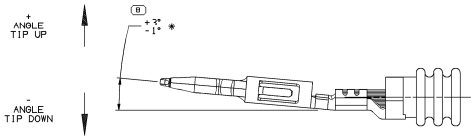

TERMINAL, SEAL AND CABLE ALIGNMENT
MEASURED FROM BOTTOM OF CORE CRIMP
SCALE 5:1

NOTES

1. UNLESS OTHERWISE SPECIFIED AND/OR INDICATED:
   DIMENSIONS ARE TO FACE OF VIEW SHOWN AND AUTOMATICALLY ROUNDED BY COMPUTER FOR INSPECTION (SEE MATH MODEL FOR PRECISE DIMENSIONS). FOR ALL OTHER DIMENSIONS NOT SHOWN BUT REQUIRED FOR TOOL BUILD, SEE MATH MODEL FOR PRECISE TOOL PATH DATA.
2. "PXX" INDICATES "P" PLUS LAST TWO DIGITS OF MAKE DIE SERIES NUMBER (P01, P02, P03, ETC).
3. TERMINAL DESIGNED FOR 3MM² CABLE.
   TERMINAL IS RATED AT 20 AMPERES. DO NOT EXCEED RATED CURRENT.
4. * DENOTES DIMENSIONS MADE AT CUT-OFF AND CRIMP DIE.

PART NO	REV	N/P	STATUS	MAT'L SIZE	MAT'L SPEC	CABLE SIZE (MM²)	MAX. CABLE DIA.	I.D.NO.	TYPE	E±0.4	REPLACED BY
12146576	B3	-		0.320X36.53	M3639285	0.35-0.22	1.86	23	102	2.2	-
12146501	B3	-		0.320X36.53	M3639285	0.8-0.5	3.11	19	104	3	-
12124587	B3	-		0.320X36.53	M1574285	SEE NOTE 3	3.96	11	106	4.6	-
12124582	B3	-		0.320X36.53	M1574285	2-1	3.96	15	105	3.6	-
12089307	B3	-		0.320X36.53	M1574285	0.35-0.22	1.86	23	102	2.2	-
12089306	B1		OBSOLETE	0.320X36.53	P-1519285	SEE NOTE 3	3.96	11	103	4.6	12124587
12089305	B1		OBSOLETE	0.320X36.53	P-1519285	2-1	3.96	15	101	3.6	12124582
12089040	C3	-		0.320X36.53	M1574285	0.8-0.5	3.11	19	104	3	-

DWG TYPE: PART DRAWING
STYLE
VOLUME (CM³)
DISTR CODE

UNLESS OTHERWISE SPECIFIED
THIS DRAWING IS IN ACCORDANCE WITH ASME Y14.5M-1994 TO DEFINE THE GLOBAL DIMENSIONS, TOLERANCES, TOLERANCING PRINCIPLE AND THE LOCATIONS OF FEATURES MAY BE SHOWN SEPARATELY REGARDLESS OF DATUM REFERENCES.

ALL DIMENSIONS ARE IN MILLIMETERS

(4) PROCESS SENSITIVE DIMENSION

DIMENSIONS ENCLOSED IN ( ) INDICATE REFERENCE DIMENSIONS AND NO TOLERANCE. LIMITS ARE ESTABLISHED

DIMENSIONAL RANGE (MM)	CHART 1
FROM 0	> 12
TO 12	

TOLERANCE UNLESS OTHERWISE SPECIFIED
±0.1 ±0.2
ANGLE OF TOLERANCE ±2°

REFERENCE

THIRD ANGLE PROJECTION

DO NOT SCALE
USE MATH DATA

NX

DELPHI
DELPHI PACKARD ELECTRICAL/ELECTRONIC ARCHITECTURE
WARREN, OH

COPYRIGHT 2003 DELPHI CORPORATION ALL RIGHTS RESERVED.
REVISED 2012.
THIS DRAWING IS THE PROPERTY OF DELPHI CORPORATION. ANY REPRODUCTION OR DISTRIBUTION OF THIS DOCUMENT OR ITS RELATED CAD MATERIALS, AS WELL AS COMMUNICATION OF ANY CONTENT TO OTHERS, WITHOUT EXPRESS AUTHORIZATION IS PROHIBITED.

		DATE
DR		
AP/01	J.GAVALDON	05NO03
AP/02	R.CHACON	05NO03
AP/03	J.DEL VAL	07NO03
AP/04		
AP/05		

SUBSTANCES OF CONCERN AND RECYCLED CONTENT PER DELPHI (DM4100)

MATERIAL: SEE CHART

DRAWING NAME: TAXI TERM M W/P SEALED TANG

DRAWING NUMBER: 12010088

SIZE	SCALE	FRAME NO	SHEET NO	STG	REV	N/P
A0	10:1	1 OF 1	1 OF 4	R	04	-