

**MOD II Low Cost Line Breakaway Pin Headers**

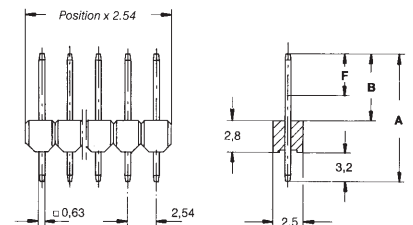

Straight, Single Row 0.63mm Square Post

**Specification:**

- Housing** - Green polyester, glass filled, UL 94V-0 rated
- Posts** - Phosphor bronze, plated as follows:
- Plating A** - Contact Zone (Area F) 0.8 µm gold over 1.3 µm nickel
- Soldering Zone 3 µm min. tin over 1.3 µm nickel
- Plating B** - 2 µm min. tin over 1.3 µm nickel

**Mating Connectors:**

- HV100 PCB Receptacles - Pages 24-28
- HV190 PCB Receptacles - Page 29
- MOD IV Receptacle Housings - Page 34



**Technical Documents:**

Product Specification - 108-18012

No. of Positions	A=11.8 B=5.8 F=4.4 Part Number		A=12.7 B=6.7 F=4.4 Part Number		A=14.0 B=8.0 F=4.4 Part Number	
	Plating A	Plating B	Plating A	Plating B	Plating A	Plating B
2	826646-2	826936-2	826629-2	826926-2	826648-2	826938-2
3	826646-3	826936-3	826629-3	826926-3	826648-3	826938-3
4	826646-4	826936-4	826629-4	826926-4	826648-4	826938-4
5	826646-5	826936-5	826629-5	826926-5	826648-5	826938-5
6	826646-6	826936-6	826629-6	826926-6	826648-6	826938-6
7	826646-7	826936-7	826629-7	826926-7	826648-7	826938-7
8	826646-8	826936-8	826629-8	826926-8	826648-8	826938-8
9	826646-9	826936-9	826629-9	826926-9	826648-9	826938-9
10	1-826646-0	1-826936-0	1-826629-0	1-826926-0	1-826648-0	1-826938-0
20	2-826646-0	2-826936-0	2-826629-0	2-826926-0	2-826648-0	2-826938-0
50	5-826646-0	5-826936-0	5-826629-0	5-826926-0	5-826648-0	5-826938-0

For part numbers of positions not shown, please combine dash numbers appropriately

**MOD II Low Cost Line Breakaway Pin Headers**

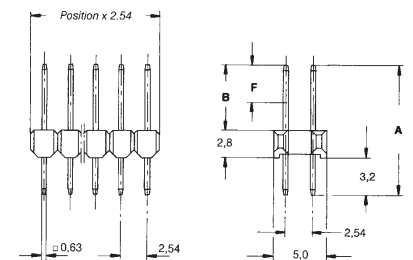

Straight, Double Row 0.63mm Square Post

**Specification:**

- Housing** - Green polyester, glass filled, UL 94V-0 rated
- Posts** - Phosphor bronze, plated as follows:
- Plating A** - Contact Zone (Area F) 0.8 µm gold over 1.3 µm nickel
- Soldering Zone 3 µm min. tin over 1.3 µm nickel
- Plating B** - 2 µm min. tin over 1.3 µm nickel

**Mating Connectors:**

- HV100 PCB Receptacles - Pages 24-28
- HV190 PCB Receptacles - Page 29
- MOD IV Receptacle Housings - Page 34



**Technical Documents:**

Product Specification - 108-18012

No. of Positions	A=11.8 B=5.8 F=4.4 Part Number		A=12.7 B=6.7 F=5.5 Part Number		A=14.0 B=8.0 F=4.4 Part Number	
	Plating A	Plating B	Plating A	Plating B	Plating A	Plating B
2x2	826656-2	826942-2	826632-2	826925-2	826658-2	826944-2
2x3	826656-3	826942-3	826632-3	826925-3	826658-3	826944-3
2x4	826656-4	826942-4	826632-4	826925-4	826658-4	826944-4
2x5	826656-5	826942-5	826632-5	826925-5	826658-5	826944-5
2x6	826656-6	826942-6	826632-6	826925-6	826658-6	826944-6
2x7	826656-7	826942-7	826632-7	826925-7	826658-7	826944-7
2x8	826656-8	826942-8	826632-8	826925-8	826658-8	826944-8
2x9	826656-9	826942-9	826632-9	826925-9	826658-9	826944-9
2x10	1-826656-0	1-826942-0	1-826632-0	1-826925-0	1-826658-0	1-826944-0
2x20	2-826656-0	2-826942-0	2-826632-0	2-826925-0	2-826658-0	2-826944-0
2x50	5-826656-0	5-826942-0	5-826632-0	5-826925-0	5-826658-0	5-826944-0

For part numbers of positions not shown, please combine dash numbers appropriately