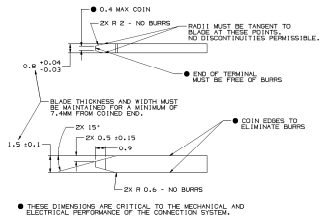

● THESE DIMENSIONS ARE CRITICAL TO THE MECHANICAL AND ELECTRICAL PERFORMANCE OF THE CONNECTION SYSTEM.

MATERIAL SPECIFICATIONS

RECOMMENDED

BASE METAL - CDA-210, EXTRA SPRING TEMPER

- TIN PLATING (WHERE APPLICABLE TO 125°C MAX CONTINUOUS USAGE): 0.0050±0.0025 MM (200±100 µIN) ELECTROPLATED TIN.
- USAGE OF PLATING TYPES OTHER THAN RECOMMENDED MUST BE APPROVED BY DELPHI PACKARD ELECTRIC SYSTEMS ENGINEERING.

MINIMUMS

ELECTRICAL CONDUCTIVITY - ≥28% IACS AT 20 °C. USE OF A MATERIAL WITH CONDUCTIVITY <28% IACS MUST BE APPROVED BY PACKARD ELECTRIC MATERIALS ENGINEERING.

TENSILE STRENGTH - 430 - 480 MPa

UNDERPLATING FOR TIN PLATING - FOR BASE MATERIALS CONTAINING 10% OR MORE ZINC, AN UNDERPLATE OF COPPER 0.0508 MM (100 µIN) MINIMUM THICK IS REQUIRED.

PROCESSING LUBRICANT - ANY PROCESSING LUBRICANT REMAINING ON TERMINALS WHICH WOULD ADVERSELY AFFECT THE PERFORMANCE OF THE ELECTRICAL CONNECTION UP TO A MAXIMUM TEMPERATURE OF 125°C. PROCESSING LUBRICANTS MUST BE APPROVED BY DELPHI PACKARD ELECTRIC SYSTEMS ENGINEERING.

MATING BLADE INFORMATION

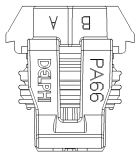

TYPE 102
SAME AS TYPE 101
EXCEPT AS SHOWN

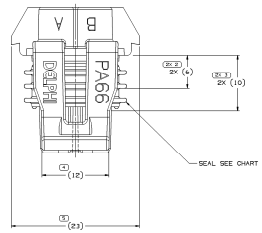

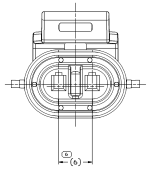

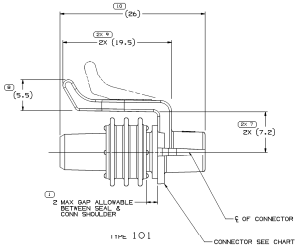

TYPE 101

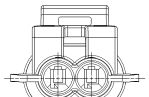

SYMBOL DEFINITION		MISSING SYMBOLS
A DIMENSION WITHOUT AN INSPECTION REPORT SYMBOL (*) DOES NOT REQUIRE INSPECTION. IT MAY BE CONTROLLED ON THE INDIVIDUAL COMPONENT DRAWING.	TOTAL NO OF INSPECTIONS REQUIRED 14	NO MISSING SYMBOL NUMBER
	LAST NO. USED 10	

KEY PRODUCT CHARACTERISTICS		
SAFETY/COMPLIANCE	FIT/FUNCTION	TOTAL ON DRAWING 3
S/C DESCRIPTS	F/F DESCRIPTS	LAST NO. USED 3

NO	TYPE	DESCRIPTION	RATIONALE	PTS	ZONE

DWG STATUS									
DATE	STS	REL	A/P	DWN	CHK	REVISION HISTORY	NOTE	BY	APPROVED
12MY02	R	08	-	-	-	CLEARED REVISION COLUMN; ALL PARTS - RESTAMP TO PD	2D0502	PRP	PRP
05JN07	R	09	-	-	-	ALL PARTS - REVISED SEALING CODE NOTE, ADDED TYPE DELIMN TO CHART, REMOVED INSPECTION SYMBOLS FROM SEAL CHART; 15JN4PA - ADDED TYPE 102 TOP VIEW	481608	MAC	MAC SEM
22NO07	R	10	-	-	-	ALL PARTS - UPDATED PDM ATTRIBUTES	482463	MAC	MAC SLS
3MR18	R	11	-	-	-	12JN4MR - ADDED ADHESIVE NOTE AND INSPECTION SYMBOL (*) PLUS!	483730	MP	JNL JN

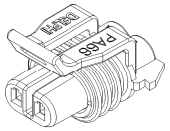

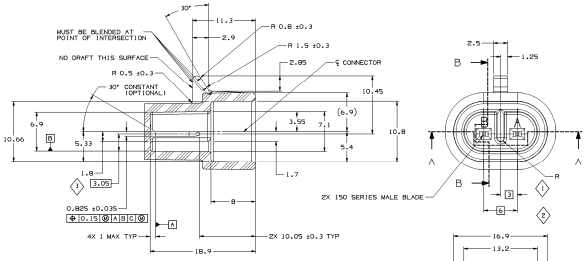

SECTION B-B

SECTION A-A

NOTES

1. UNLESS OTHERWISE SPECIFIED AND/OR INDICATED:

   DIMENSIONS ARE TO FACE OF VIEW SHOWN AND AUTOMATICALLY ROUNDED BY COMPUTER FOR INSPECTION (SEE MATH MODEL FOR PRECISE DIMENSIONS). FOR ALL OTHER DIMENSIONS NOT SHOWN BUT REQUIRED FOR TOOL BUILD, SEE MATH MODEL FOR PRECISE TOOL PATH DATA. ALL RADII 0.4

2. RECOMMENDED MATERIAL - GLASS FILLED NYLON OR POLYESTER

3. WHEN USING THIS INFORMATION FOR A NEW DESIGN, REQUEST THE LATEST COPY OF THIS PRINT FROM PACKARD ELECTRIC

MATING CONNECTOR INFORMATION

NOTES

1. UNLESS OTHERWISE SPECIFIED AND/OR INDICATED:

   DIMENSIONS ARE TO FACE OF VIEW SHOWN AND AUTOMATICALLY ROUNDED BY COMPUTER FOR INSPECTION (SEE MATH MODEL FOR PRECISE DIMENSIONS). FOR ALL OTHER DIMENSIONS NOT SHOWN BUT REQUIRED FOR TOOL BUILD, SEE MATH MODEL FOR PRECISE TOOL PATH DATA.

2. WHEN PARTS ARE SHIPPED THEY MUST BE PACKED IN PLASTIC BAGS WHICH EMPTY CONTAINERS MUST BE MADE OF FLAT PLASTIC SHEETS. BAGS OR LINERS MUST BE SEALED TO AVOID FOREIGN MATTER.

3. SEALING CODE 3 - DESIGN WILL PASS SALT FOG AND IMMERSION TEST AFTER CONDITIONING AS SPECIFIED IN ESA-710 (METRI-PACK), WHEN MATED TO MATING PART OR EQUIVALENT

4. FOR APPLICATION DATA SEE THE INDIVIDUAL APPLICATION DRAWINGS.

5. THIS PRODUCT IS NOT CATEGORIZED AS AN APPEARANCE ITEM. MINOR IMPERFECTIONS (INCLUDING, BUT NOT LIMITED TO, SLOW MARKS, COLOR BLEMISHES, GATE VESTIGE, AND SOFT FLASH THAT DO NOT AFFECT THE FIT, FORM, OR FUNCTION OF THE PART ARE PERMISSIBLE PER NAP 4.10-18.

6. FOR PART NUMBER WITH ADHESIVE, USE M7910001 OR ADHESIVE APPROVED BY MATERIALS ENGINEERING TO GLUE CONNECTOR SEAL TO CONNECTOR.

PART NO WITH ADHESIVE	REV	PART NO WITHOUT ADHESIVE	REV	TYPE	NUMBER OF CAVITIES	CAVITIES BLOCKED	CONNECTOR BODY	CONNECTOR SEAL	CONNECTOR COLOR
		15324496	A3	102	2	NONE	12052635	15305187	BLACK
		12129924	A3	101	2	NONE	12052635	12129925	BLACK
		12089501	B1	101	1	B	12089500	12103067	BROWN
12186685	A4	12052641	C4	101	2	NONE	12052635	12103067	BLACK

PROCESS SENSITIVE DIMENSION
DIMENSION FOLLOWED BY A REFERENCE DIMENSION IS NOT A REQUIRED INSPECTION DIMENSION
THIS DRAWING IS THE PROPERTY OF DELPHI CORPORATION AND MAY NOT BE REPRODUCED OR REPRODUCED IN PART WITHOUT WRITTEN PERMISSION OF DELPHI CORPORATION.
THIS DRAWING IS NOT TO BE DISCLOSED OUTSIDE DELPHI OR ITS AFFILIATES WITHOUT WRITTEN AUTHORIZATION.
ALL DIMENSIONS ARE IN MILLIMETERS.
REFERENCE

DELPHI
DELPHI PACKARD ELECTRICAL/ELECTRONIC ARCHITECTURE DIVISION
COPYRIGHT 1998 DELPHI CORPORATION
THIS DRAWING IS THE PROPERTY OF DELPHI CORPORATION AND MAY NOT BE REPRODUCED OR REPRODUCED IN PART WITHOUT WRITTEN PERMISSION OF DELPHI CORPORATION.
THIS DRAWING IS NOT TO BE DISCLOSED OUTSIDE DELPHI OR ITS AFFILIATES WITHOUT WRITTEN AUTHORIZATION.
DELPHI PACKARD ELECTRIC SYSTEMS
PROPRIETARY NOTICE
THIS DRAWING IS A CONFIDENTIAL DOCUMENT. THE INFORMATION CONTAINED HEREIN IS THE PROPERTY OF DELPHI CORPORATION. THIS INFORMATION MUST NOT BE DISCLOSED TO ANY PERSON OR ENTITY WITHOUT WRITTEN AUTHORIZATION FROM DELPHI CORPORATION. ALL RIGHTS ARE RESERVED BY DELPHI CORPORATION.
ALL DIMENSIONS ARE IN MILLIMETERS
REFERENCE
SEE SHEET 1
DRAWING TITLE
TAXI ASM CONN 2 F W/P 150 SLD
DRAWING NUMBER
12089588
SIZE A3x3 | SHEET 51 | FORMAT 2 OF 2 | REV R | ECO 11 | -
THIRD ANGLE PROJECTION
DO NOT SCALE
USE MATH DATA
NTX
APVD: J. COLDORCK [APS]
APVD: J. COLDORCK [APS]
APVD: D. LANDRITES [APS]
APVD:
APVD:
SUBSTANCES OF CONCERN AND REGULATED CONTENT PER DELPHI (PDM)
MATERIAL
SEE SHEET 1
DRAWING NUMBER
12089588
SIZE A3x3 | SHEET 51 | FORMAT 2 OF 2 | REV R | ECO 11 | -

ALTERNATIVE TRADE INC
TEL 1-800-800-8000 FAX 1-800-800-8001
TOLL FREE