SYMBOL DEFINITION		
A DIMENSION WITHOUT AN INSPECTION REPORT SYMBOL (7) DOES NOT REQUIRE INSPECTION. IT MAY BE CONTROLLED ON THE INDIVIDUAL COMPONENT DRAWING.	TOTAL NO OF INSPECTIONS REQUIRED	7
	LAST NO. USED	7

MISSING SYMBOLS
NO MISSING SYMBOL NUMBER

DWG STATUS					ZONE	REVISION HISTORY	AUTH	DR	AP/D1	AP/D2
DATE	STG	REV	N/P	CHG						
04MY04	R	04	-	-		CLEARED REV COLUMN; ALL PARTS - ADDED NOTE 3	254242	JBD	JAA	BDG
06OCO4	R	05	-	-		15317723 - CHANGED MATERIAL CODE TO M36264413 WAS M36264251 UPDATED FORMAT	259791	MLM	BRB	BDG
15MR05	R	06	-	-		ALL PARTS - PXX WAS PED, ADDED NOTE #4	264924	TAI	TAI	BDG
07JL11	R	07	-	-		ALL PARTS - UPDATED PDM ATTRIBUTES AND UPDATED MATERIAL CALLOUT	414785	JCF	JVM	GEM

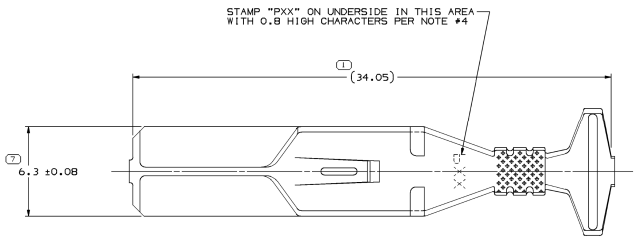

TYPE 101

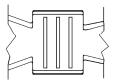

TYPE 103
SAME AS TYPE 102
EXCEPT AS SHOWN

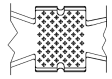

TYPE 102
SAME AS TYPE 101
EXCEPT AS SHOWN

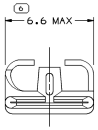

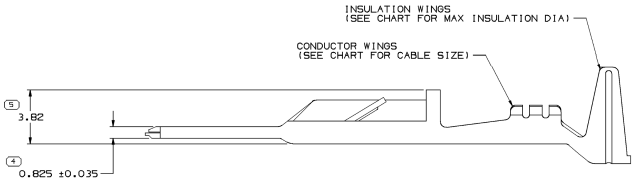

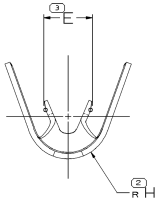

NOTES

1. UNLESS OTHERWISE SPECIFIED AND/OR INDICATED:

   DIMENSIONS ARE TO FACE OF VIEW SHOWN AND AUTOMATICALLY ROUNDED BY COMPUTER FOR INSPECTION (SEE MATH MODEL FOR PRECISE DIMENSIONS). FOR ALL OTHER DIMENSIONS NOT SHOWN BUT REQUIRED FOR TOOL BUILD, SEE MATH MODEL FOR PRECISE TOOL PATH DATA.

2. MATING TERMINAL 12015832 OR EQUIVALENT.

3. CUT OFF TAB DIMENSION FROM TIP OF TERMINAL TO BE 0.25mm MAX WITH NO BURR PERMISSIBLE.

4. "PXX" INDICATES "P" PLUS LAST TWO DIGITS OF MAKE DIE SERIES NUMBER (P01, P02, P03, ETC).

PART NO	REV	STATUS	MAT'L SIZE	MAT'L SPEC	PART NO	REV	STATUS	MAT'L SPEC	SIZE (MM²)	I.D.	DIA	TYPE	E ±0.4	H ±0.3
			0.381 X 44.45		15317723	B4		AG PLATED COPPER ALLOY	6-4	10	5.24-3.55	103	5.6	3
			0.381 X 44.45		15317330	B3		TIN PLATED COPPER ALLOY	6-4	10	5.24-3.55	103	5.6	3
			0.381 X 44.45		12064737	D3		TIN PLATED COPPER ALLOY	3	12	4.9-3.97	102	4.6	2.8
			0.381 X 44.45		12064736	E3		TIN PLATED COPPER ALLOY	5	10	5.24-4.4	102	4.6	3
			0.381 X 44.45		12064735	C3		TIN PLATED COPPER ALLOY	2-1	15	3.59-2.56	102	3.7	2.8
			0.381 X 44.45		12064734	C3		TIN PLATED COPPER ALLOY	0.8-0.5	19	2.68-2.11	101	3.2	2.8
UNPLATED					PLATED				CABLE					

DWG TYPE	PART DRAWING
STYLE	
VOLUME (CM³)	DISTR CODE

UNLESS OTHERWISE SPECIFIED
THIS DRAWING IS PS ASSEMBLED, BUILT FROM TIE/MT/PMM AS GATHERED BY THE GM GLOBAL DIMENSIONING AND TOLERANCING AGENDA(-331). SEPARATE PATTERNS OF DATUMS MAY BE NAMED SEPARATELY REGARDLESS OF DATUM REFERENCES.

ALL DIMENSIONS ARE IN MILLIMETERS

REFERENCE

(7) PROCESS SENSITIVE DIMENSION

DIMENSIONS ENCLOSED IN ( ) INDICATE REFERENCE DIMENSION, NO GO TOLERANCE LIMITS ARE ESTABLISHED

DIMENSIONAL RANGE (MM)		CHART D
FROM	0	> 12
TO	12	

TOLERANCE UNLESS OTHERWISE SPECIFIED
±0.1 ±0.2
ANGULAR TOLERANCE ±2°

THIRD ANGLE PROJECTION

DO NOT SCALE
USE MATH DATA

NX

DELPHI

DELPHI PACKARD ELECTRICAL/ELECTRONIC ARCHITECTURE
WARREN, OH

	DATE
DR	
AP/D1 ANDY T. LEE	14JL87
AP/D2 F. HESTON	19JL87
AP/D3 R.M. BARTLEY	24JL87
AP/D4	
AP/D5	

SUBSTANCES OF CONCERN AND RECYCLED CONTENT PER DELPHI 10949001

MATERIAL:
SEE CHART

DRAWING NAME
TAX1 TERM M M/P 630 SEALED TANG

DRAWING NUMBER
12065869

SIZE	SCALE	TYPFAME NO	SHEET NO	STG	REV	N/P
A0	8:1	1 OF 1	1 OF 1	R	07	-

Type: CLASSIC
Date: 2/22/2005 2:20:20 PM
Message: