THIS DRAWING IS UNPUBLISHED.
VERTRAULICHE UNVEROEFFENTLICHTE ZEICHNUNG

© COPYRIGHT 2011 Tyco Electronics AMP GmbH

ALL RIGHTS RESERVED.
ALLE RECHTE VORBEHALTEN.

RELEASED FOR PUBLICATION - - 2011
FREI FUER VEROEFFENTLICHUNG

MATED WITH:
PASSEND ZU:

LOC	DIST
A1	–

PROJEKT NR.: –

REVISIONS
AENDERUNGEN

P	LTR	DESCRIPTION BESCHREIBUNG	DATE	DWN	APVD
	A3	REVISED PER ECO-11-005294	07APR2011	RK	HMR
	B	ECR-11-019063	14SEP2011	RN	RG

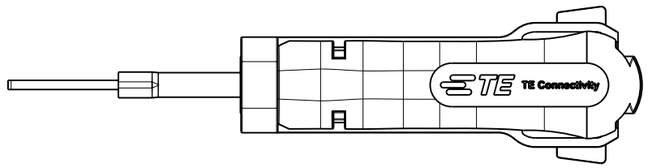

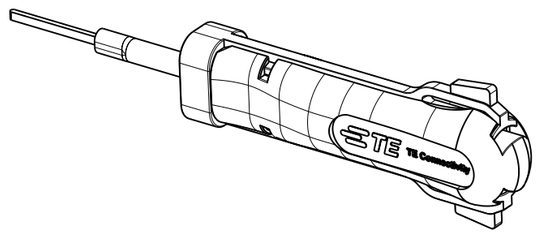

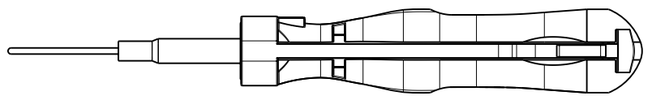

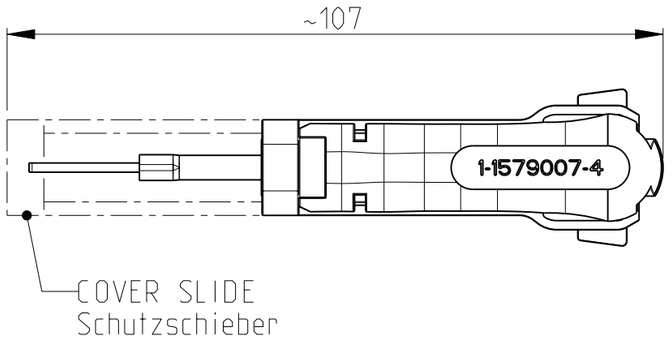

APPLICATION RANGE / Anwendungsbereich

CONTACT: 964280-2
964284-2
965999-2

HOUSING: 1393450-1
V23542-C1028-B100

THIS DRAWING IS A CONTROLLED DOCUMENT.
DIESE ZEICHNUNG IST EIN KONTROLLIERTES DOKUMENT.

DIMENSIONS: MASSEINHEITEN: mm

TOLERANCES UNLESS OTHERWISE SPECIFIED: ALLGEMEINTOLERANZEN
0 PLC ±-
1 PLC ±-
2 PLC ±-
3 PLC ±-
4 PLC ±-
ANGLES/WINKEL ±1°

MATERIAL: at the maker's option / n.Wahl d. Herstellers

FINISH/OBERFLAECHE/FARBE: –

DWN: J. ZAJICEK 11MAR2003
CHK: –
APVD: –
PRODUCT SPEC / PRODUKTSPEZ.: –
APPLICATION SPEC / VERARBEITUNGSSPEZ.: –
WEIGHT / GEWICHT: –

TE Connectivity

NAME: EXTRACTION TOOL / Entriegelungswerkzeug –

SIZE	CAGE CODE	DRAWING NO / ZEICHNUNGS-NR.	RESTRICTED TO / NUR FUER
A3	00779	C-1-1579007-4	–

CUSTOMER DRAWING /KUNDENZEICHNUNG

SCALE / MASSSTAB 1:1 | SHEET / BLATT 1 OF / VON 1 | REV B

1470-19 (3/11)

Pro/ENGINEER DRAWING