



inserts:		page
CD .....	40 poles + ⊕	43
CT, CTS (10A) .....	40 poles + ⊕	50
CDD .....	72 poles + ⊕	56
CQE .....	32 poles + ⊕	76
CN .....	16 poles + ⊕	82
CCE .....	16 poles + ⊕	90
CNE, CSE.....	16 poles + ⊕	91
CSS .....	16 poles + ⊕	100
CTE, CTSE (16A)....	16 poles + ⊕	108
CMSE .....	6+2 (aux) poles + ⊕	116
CMCE .....	6+2 (aux) poles + ⊕	116
CP.....	6 poles + ⊕	127
CX .....	6/36 and 12/2 poles + ⊕	130÷131
CX .....	4/0 and 4/2 poles + ⊕	132
MIXO .....	4 modules	137÷151

insert centre distance: 77.5 x 27 mm

**bulkhead mounting housings with 2 levers or 4 pegs**



**bulkhead mounting housings with single lever**

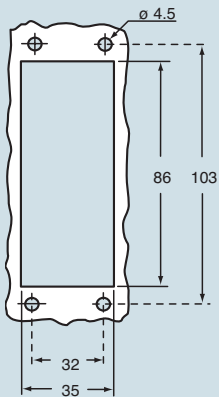


description	part No.	part No.
with one or two levers	<b>CHI 16</b>	<b>CHI 16 L</b>
with pegs <sup>1)</sup>	<b>CHI 16 C</b>	
with pegs and aluminium cover <sup>1)</sup>	<b>CHI 16 CS</b>	
with pegs and plastic cover <sup>1)</sup>	<b>CHI 16 CP</b>	
with lever and cover		<b>CHI 16 LS</b>

<sup>1)</sup> May be combined with hoods:  
 - CHO/CAO 16 X and CHV/CAV 16 X  
 - MHO/MAO 16 X and MHV/MAV 16 X

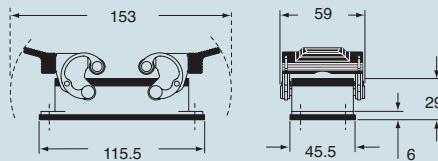
**N.B.:** the enclosures ensure IP66 protection (or IP65 cover versions) rating when mated and locked with the closing levers.  
 The cover (CS, CP) only ensures mechanical protection, but does not ensure IP65 protection rating.

panel cut-out for bulkhead mounting housings in mm

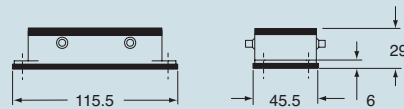


dimensions in mm

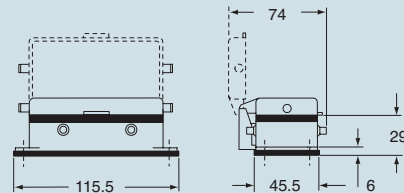
**CHI**



**CHI C**

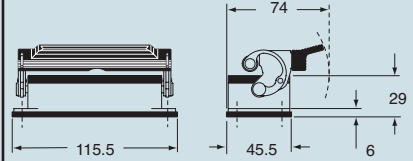


**CHI CS/CP**

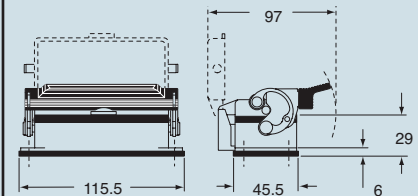


dimensions in mm

**CHI L**



**CHI LS**



**CAUS**® Type 4/4X/12

(excluding enclosures with plastic cover)

dimensions indicated are not binding and may be changed without notice

size 77.27